

# Belarus slide package for a foreign investor



Stefan Ehrstedt  
February 2008



TURUN KAUPPAKORKEAKOULU  
Turku School of Economics

PAN-EUROOPPA INSTITUUTTI



pan-european institute

[www.tse.fi/pei](http://www.tse.fi/pei)

# Contents

1. General information 3
2. Economic development 7
3. Prosperity and consumption 13
4. External economic relations 16
5. Additional information 23



The information in this document is compiled and edited from a variety of sources. The Pan-European Institute assumes no responsibility for the completeness or accuracy of the information.



# 1. General information

## a) Geographical facts

### Area:

207 600 km<sup>2</sup>

### Borders with:

Latvia 141 km, Lithuania 502 km, Poland 407 km, Russia 959 km, Ukraine 891 km

### Distance from Minsk to some European capitals:

Berlin 955 km, Helsinki 716 km,  
London 1872 km, Madrid 2767 km  
([www.geobytes.com](http://www.geobytes.com))

### Provinces:

Brest, Homel, Horad Minsk\*, Hrodna,  
Mahilyow, Minsk, Vitsyebsk  
\*municipality



TURUN KAUPPAKORKEAKOULU  
Turku School of Economics

PAN-EUROOPPA INSTITUUTTI



pan-european institute

[www.tse.fi/pei](http://www.tse.fi/pei)

# 1. General information

## b) Population and basic facts

Population:  
9,7 million

| Largest cities: | (population) |
|-----------------|--------------|
| Minsk           | 1 770 000    |
| Homel           | 492 000      |
| Mogiljov        | 365 000      |
| Vitebsk         | 350 000      |
| Hrodna          | 315 000      |

Share of urban population:  
73 %

Main industrial output:

metal-cutting machine tools, tractors, trucks, earthmovers, motorcycles, televisions, chemical fibers, fertilizers, textiles, radios, refrigerators

Natural resources:

forests, peat deposits, small quantities of oil and natural gas, granite, dolomitic limestone, marl, chalk, sand, gravel, clay



TURUN KAUPPAKORKEAKOULU  
Turku School of Economics

PAN-EUROOPPA INSTITUUTTI



pan-european institute

[www.tse.fi/pei](http://www.tse.fi/pei)

# 1. General information

## c) Transport infrastructure

### Major ports

None, landlocked

### Roads

Total 93 310 km (0,45 km/ 1 sq. km)

Paved 81 180 km (0,39 km/ 1 sq. km)

Unpaved 12 130 km (0,06 km/ 1 sq. km)

### Railways

Total 5 512 km (0,03 km / 1 sq. km)



Source: CIA World Factbook

# 1. General information

## d) Leading Belarusian companies by turnover

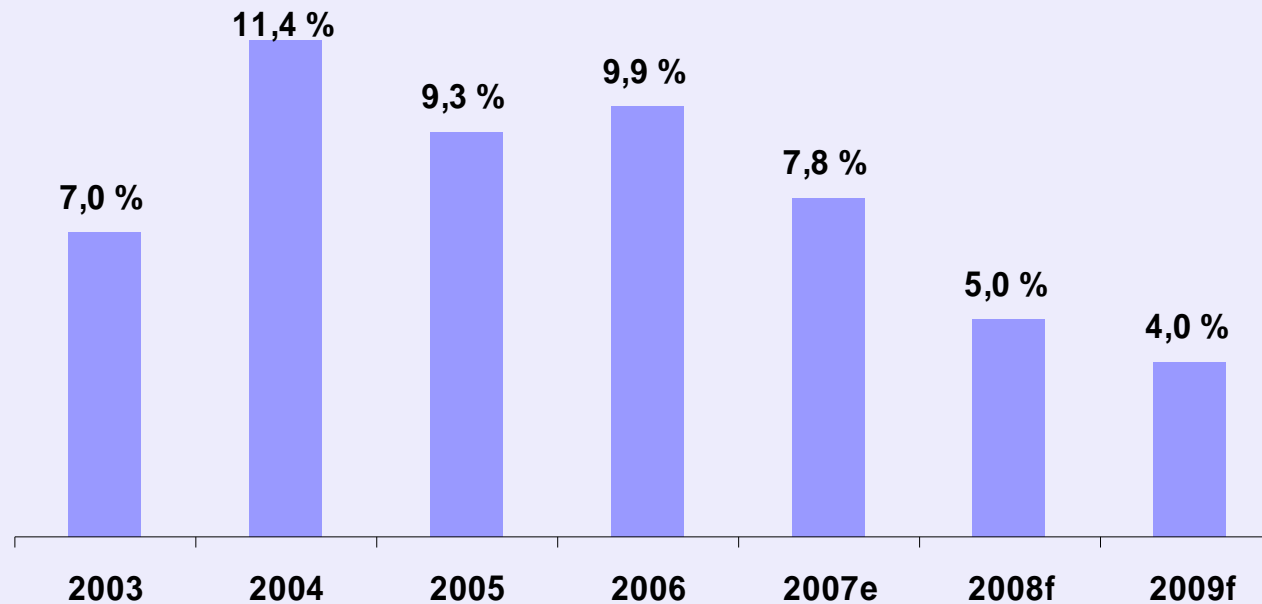
|    | Name of the enterprise          | Description                                | Staff<br>Th. People | Turnover<br>Million US\$ |
|----|---------------------------------|--|---------------------|--------------------------|
| 1  | Minskenergo                     | Power & heat generation and distribution   | 12,9                | 3300                     |
| 2  | Belarusnefti                    | Oil and gas extraction                     | 12,0                | 2900                     |
| 3  | Naftan                          | Mineral oil                                | 6,0                 | 1500                     |
| 4  | Belarusikaliy                   | Potash fertilizers                         | 20,0                | 1300                     |
| 5  | Belavtomaz                      | Super size automobile, buses, trolleybuses | 25,0                | 1200                     |
| 6  | Grodnoenergo                    | Power & heat generation and distribution   | 3,8                 | 1100                     |
| 7  | Minskiy Tractor Plant           | Tractors, spare parts                      | 24,7                | 972                      |
| 8  | Brestenergo                     | Power & heat generation and distribution   | 3,0                 | 900                      |
| 9  | Mogilevenergo                   | Power & heat generation and distribution   | 5,0                 | 900                      |
| 10 | Belarusian Car Factory, Zhodino | Trucks                                     | 20,0                | 875                      |

Source: Who is who in Belarus, 2004

Information subject to changes

# 2. Economic development

## a) Real GDP growth



GDP 2007\*: 30,5 Bln€

GDP per cap. 2006 (current prices): 2 592 €

Sources: IMF World Economic Outlook Database 10/2007

Estimates (e) and forecasts (f) by Economist Intelligence Unit

\*BelStat estimate



**TURUN KAUPPAKORKEAKOULU**  
Turku School of Economics

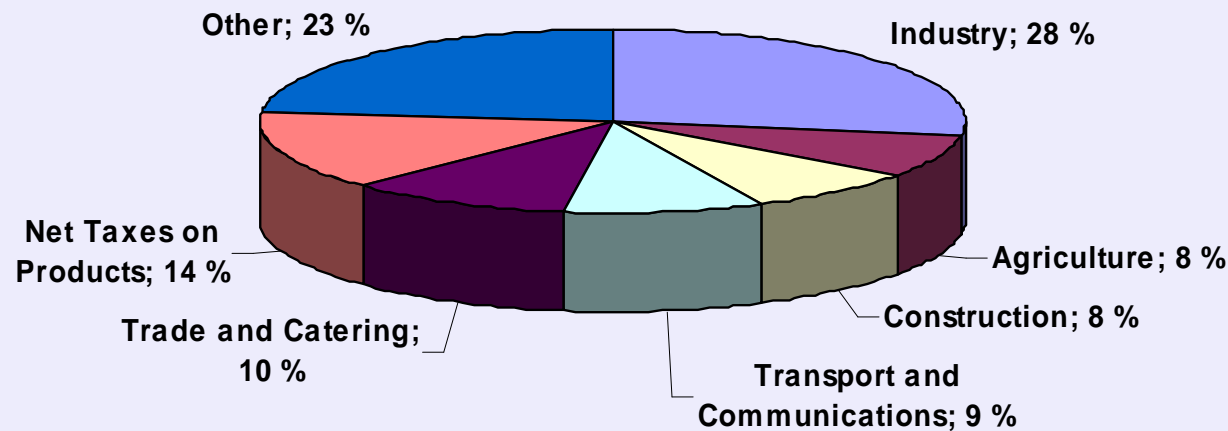
PAN-EUROOPPA INSTITUUTTI



[www.tse.fi/pei](http://www.tse.fi/pei)

# 2. Economic development

## b) Gross domestic product by sectors in 2006



Source: BelStat



# 2. Economic development

## c) Labour force and population

|  | 1995   | 2000  | 2006  |
|--|--------|-------|-------|
| Population (1 000)                     | 10 177 | 9 990 | 9 714 |
| Unemployment (1 000)                   | 131    | 96    | 52    |
| Economically active population (1 000) | 4 524  | 4 537 | 4 466 |



Source: BelStat

# 2. Economic development

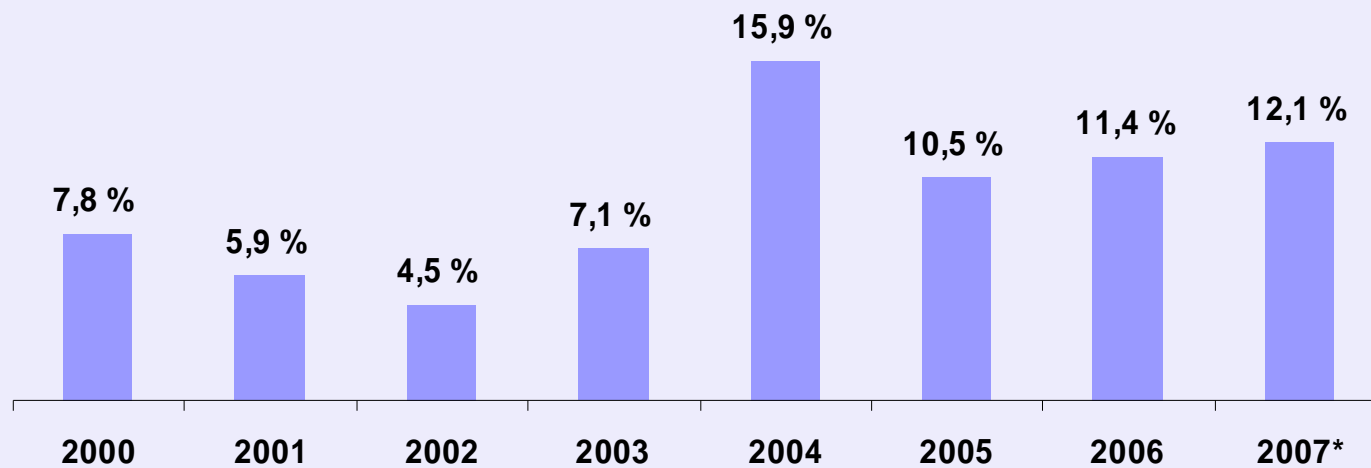
## d) Belarus' business environment in comparison

| Ranking index  | Rank of Belarus / Total number of countries              |
|--|--|
| World Democracy Audit overall ranking (World Audit)            | 144/150  |
| Index of Economic Freedom (The Heritage Foundation)            | 150/157  |
| Corruption Perceptions Index 2007 (Transparency International) | 150/180<br>(14th within Eastern Europe and Central Asia) |
| Ease of Doing Business 2007 (World Bank )                      | 110/178  |



# 2. Economic development

## e) Growth of industrial output



Source: BelStat  
\*Jan 2007-Jan 2008



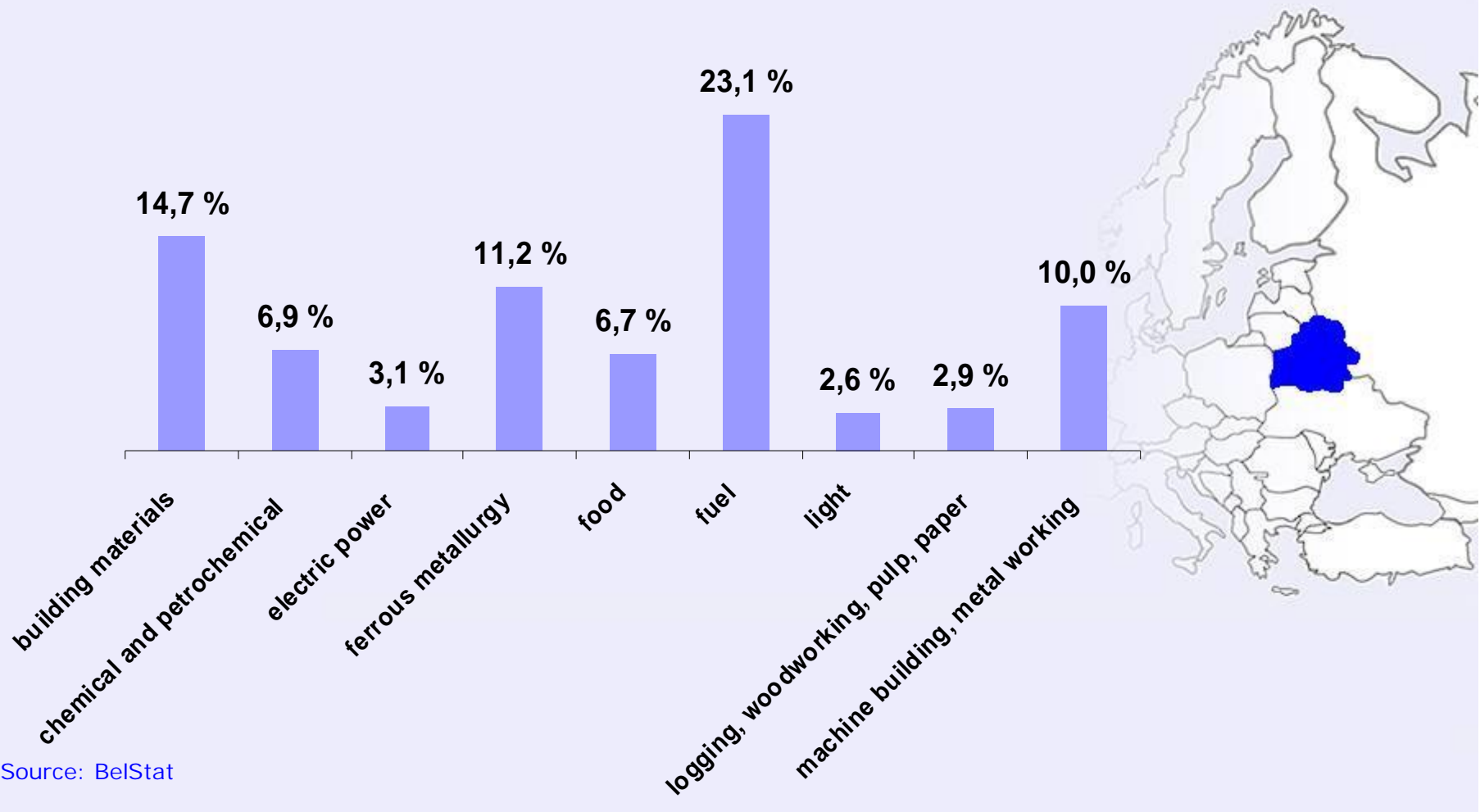
**TURUN KAUPPAKORKEAKOULU**  
Turku School of Economics  
PAN-EUROOPPA INSTITUUTTI



[www.tse.fi/pei](http://www.tse.fi/pei)

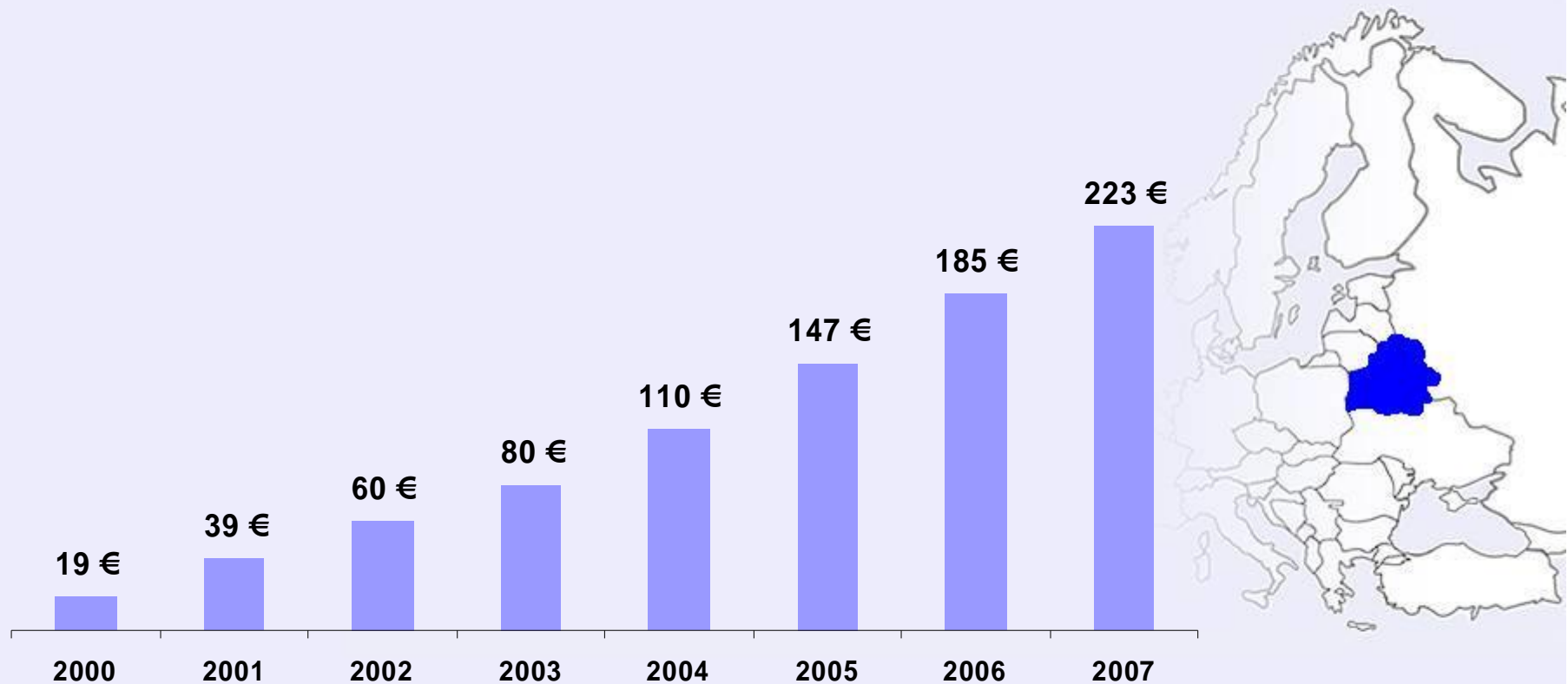
# 2. Economic development

## f) Growth of industrial output by sectors in 2006



# 3. Prosperity and consumption

## a) Nominal gross average monthly wages and salaries



Source: BelStat



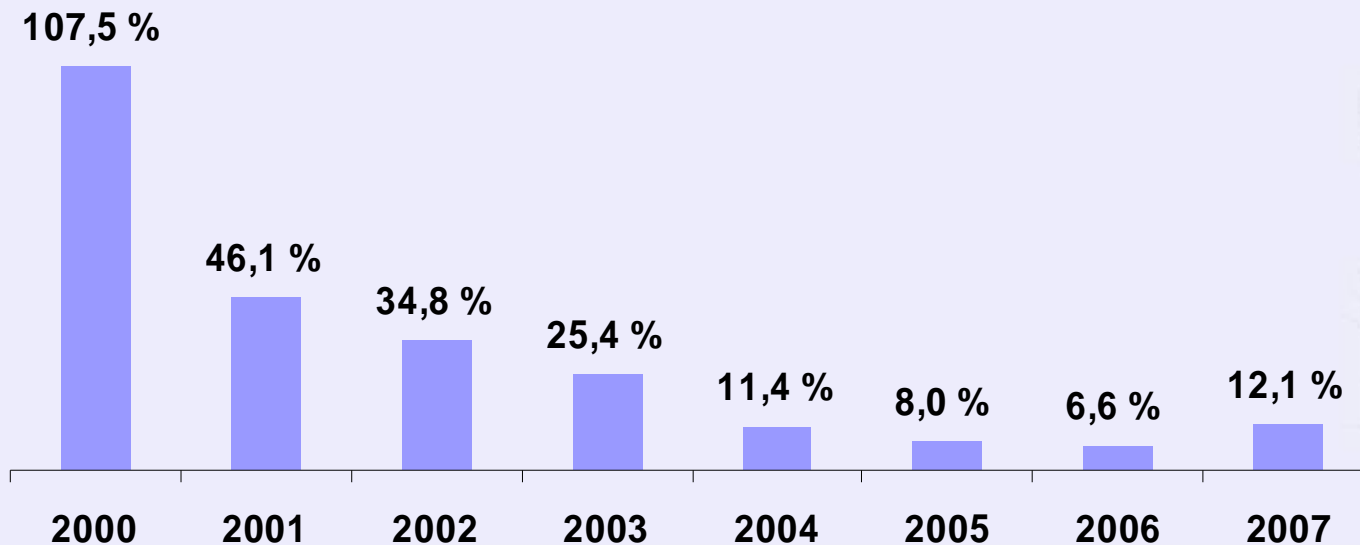
TURUN KAUPPAKORKEAKOULU  
Turku School of Economics  
PAN-EUROOPPA INSTITUUTTI



[www.tse.fi/pei](http://www.tse.fi/pei)

# 3. Prosperity and consumption

## b) Consumer price index



Source: BelStat



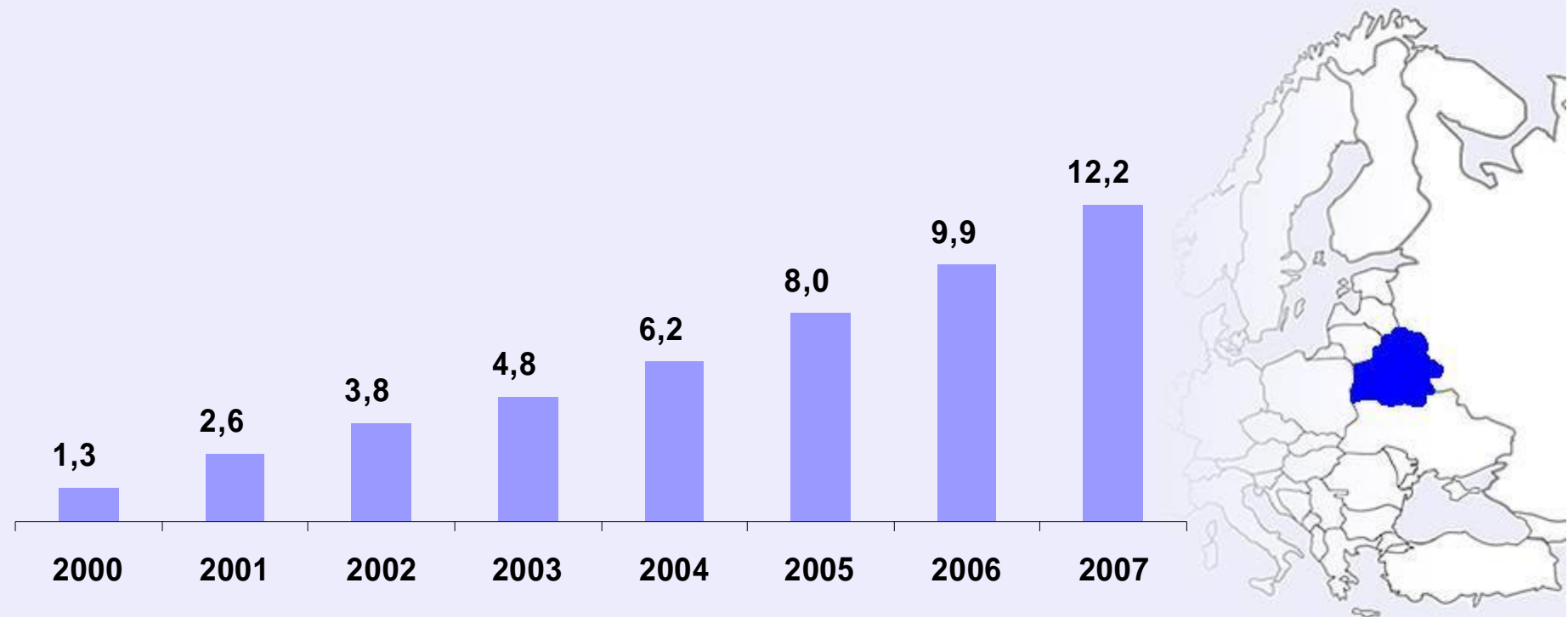
TURUN KAUPPAKORKEAKOULU  
Turku School of Economics  
PAN-EUROOPPA INSTITUUTTI



[www.tse.fi/pei](http://www.tse.fi/pei)

# 3. Prosperity and consumption

## c) Retail trade (€ billion)



Source: BelStat



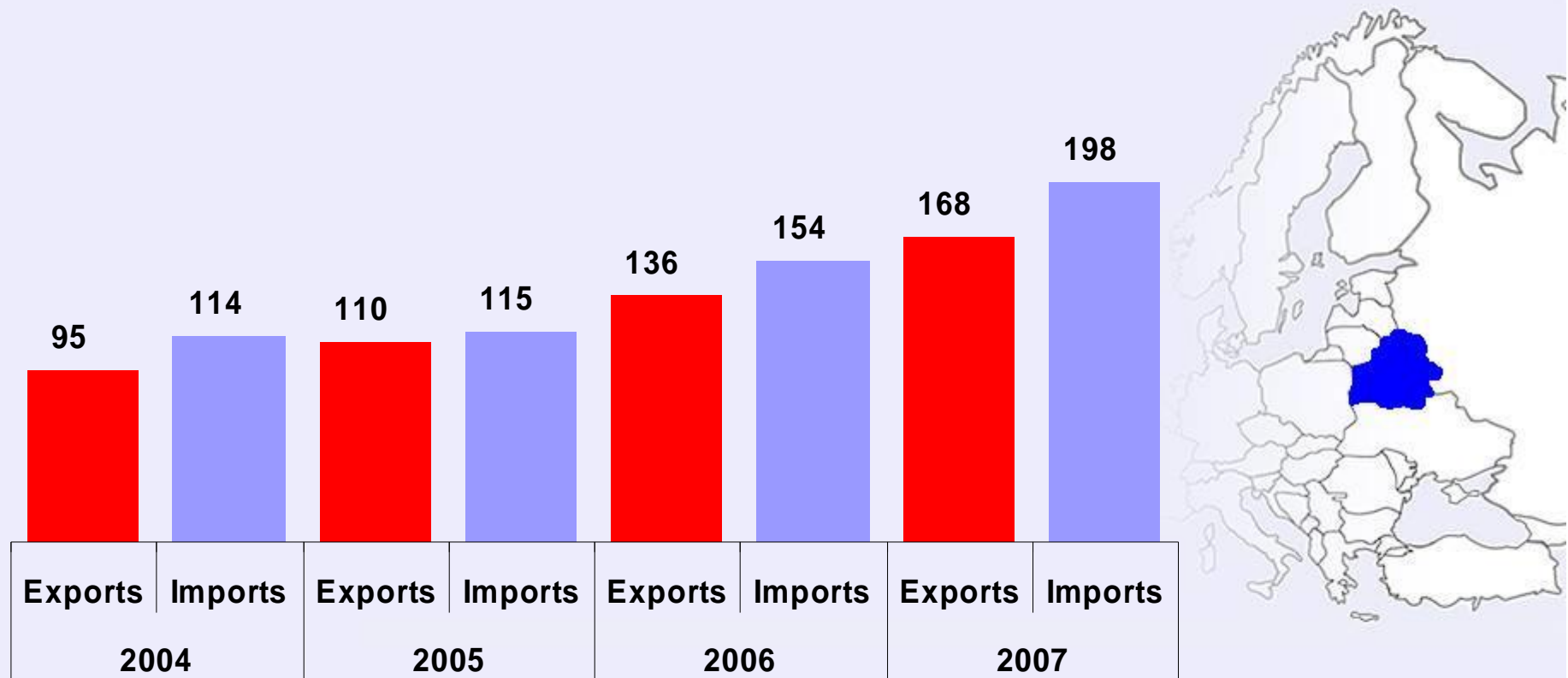
TURUN KAUPPAKORKEAKOULU  
Turku School of Economics  
PAN-EUROOPPA INSTITUUTTI



[www.tse.fi/pei](http://www.tse.fi/pei)

# 4. External economic relations

## a) Development of foreign trade (€billion)



Source: BelStat



TURUN KAUPPAKORKEAKOULU  
Turku School of Economics  
PAN-EUROOPPA INSTITUUTTI



[www.tse.fi/pei](http://www.tse.fi/pei)

# 4. External economic relations

## b) Foreign trade structure in 2006

| Commodity Group  | Exports % | Imports % |
|--|-----------|-----------|
| Mineral products   | 39        | 33        |
| Machinery, equipment and vehicles  | 20        | 24        |
| Chemical industry products, rubber (incl. chemical fibres and filaments) | 14        | 13        |
| Food industry products and raw stuff for production thereof              | 8         | 9         |
| Others   | 19        | 21        |



Source: BelStat



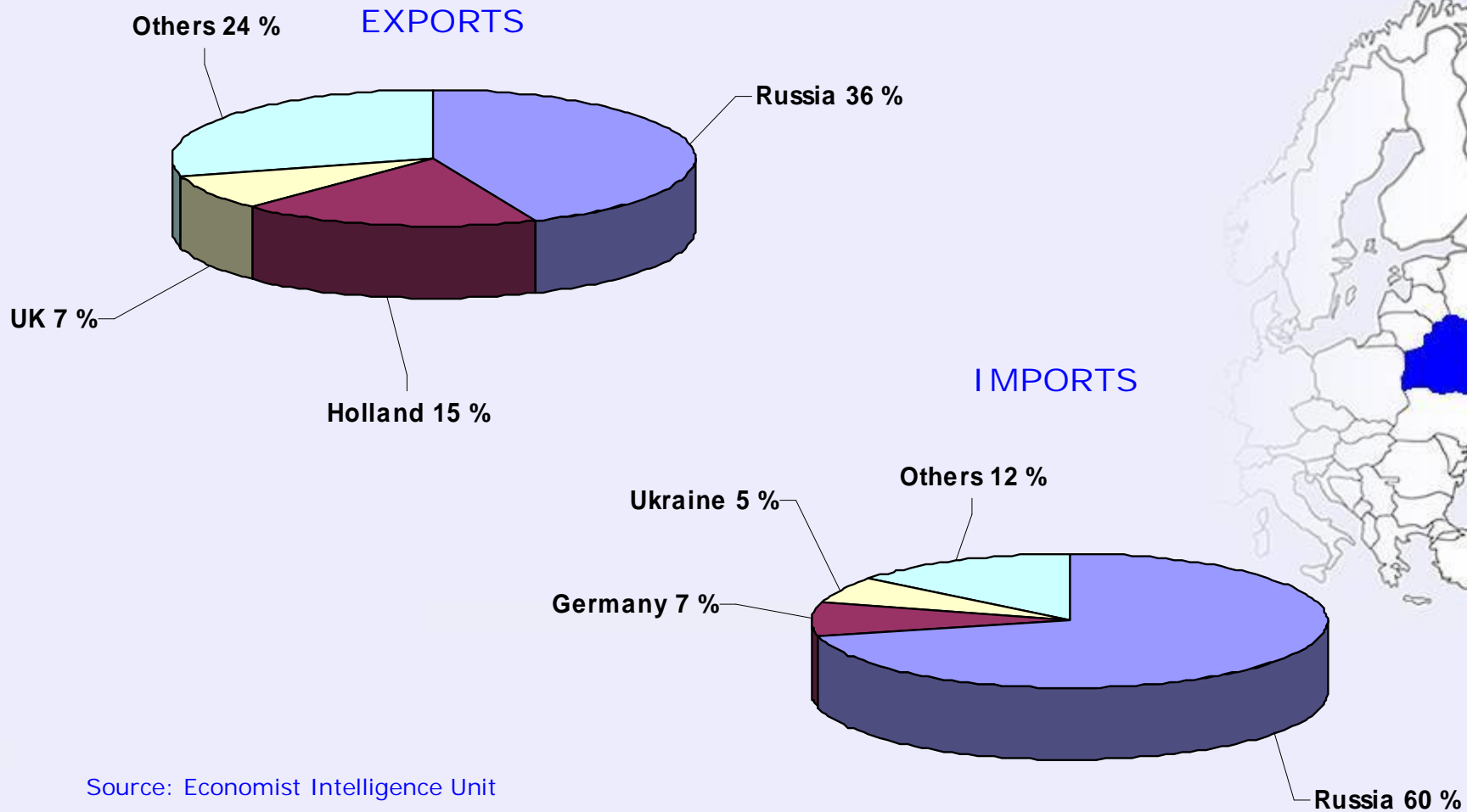
TURUN KAUPPAKORKEAKOULU  
Turku School of Economics  
PAN-EUROOPPA INSTITUUTTI



[www.tse.fi/pei](http://www.tse.fi/pei)

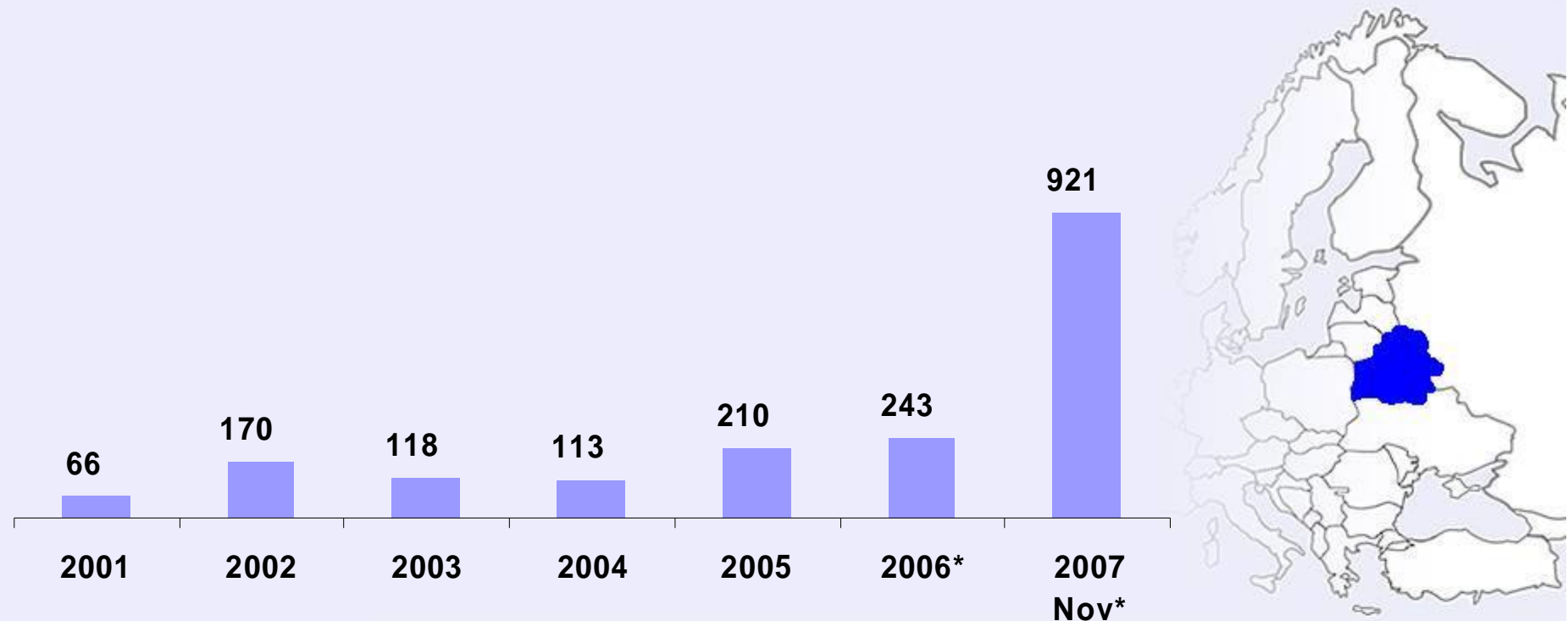
# 4. External economic relations

## c) Major import and export partners in 2005



# 4. External economic relations

## d) Foreign investment inflow (€ million)

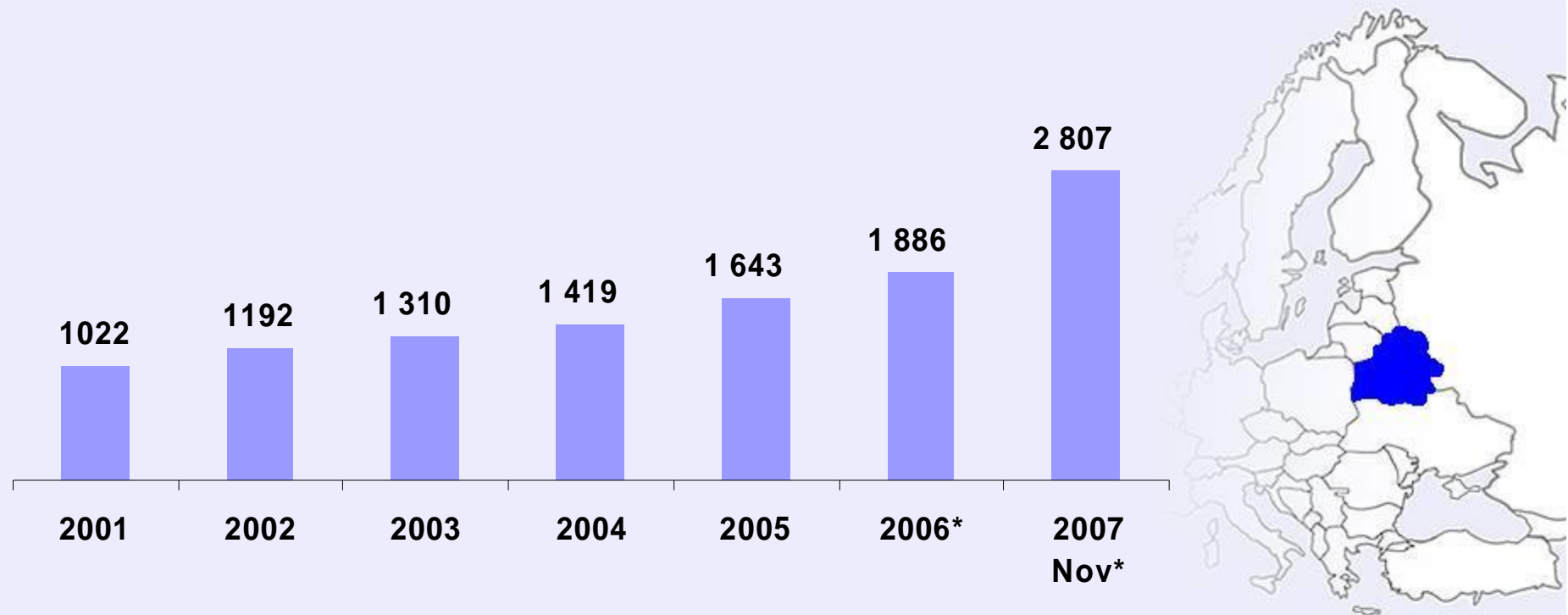


Source: World Bank, National Bank of Belarus

\* Preliminary Data

# 4. External economic relations

## e) Foreign investment stock (€ million)



Source: National Bank of Belarus

\* Preliminary Data 2006, Jan-Nov 2007



**TURUN KAUPPAKORKEAKOULU**  
Turku School of Economics

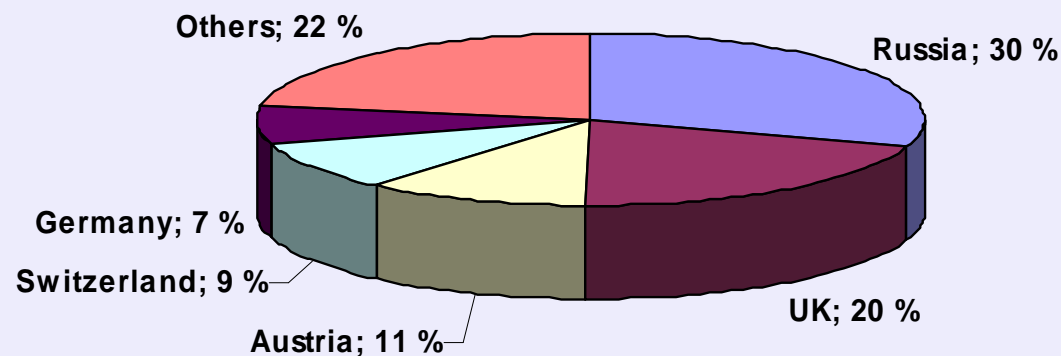
PAN-EUROOPPA INSTITUUTTI



[www.tse.fi/pei](http://www.tse.fi/pei)

# 4. External economic relations

## f) FDI by countries (January-September 2007)



Source: Ministry of Foreign Affairs of Belarus



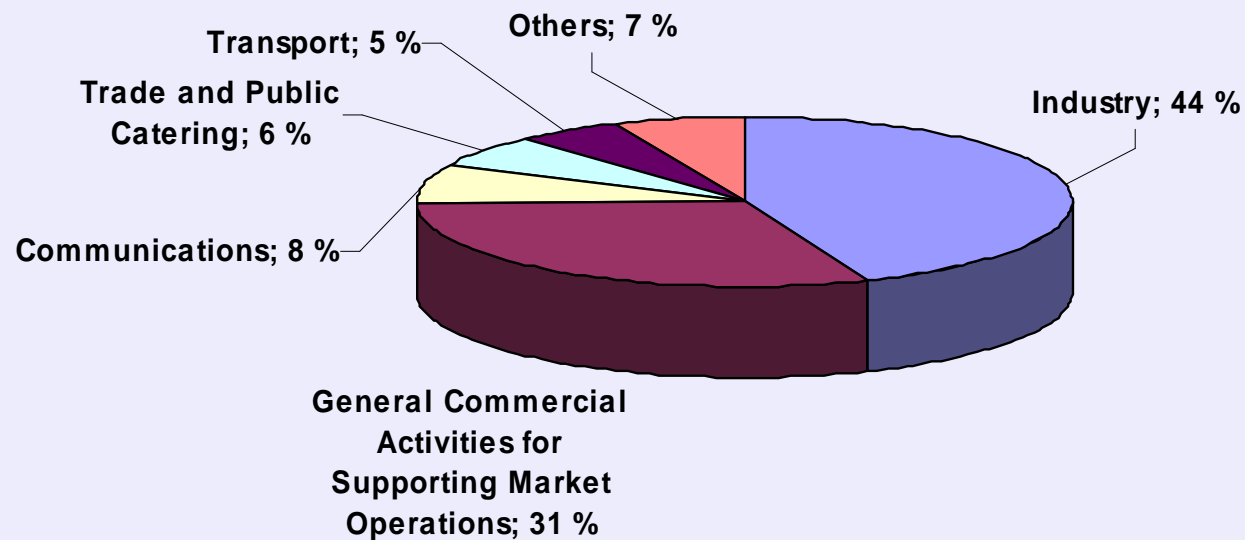
TURUN KAUPPAKORKEAKOULU  
Turku School of Economics  
PAN-EUROOPPA INSTITUUTTI



[www.tse.fi/pei](http://www.tse.fi/pei)

# 4. External economic relations

## g) FDI by sectors (January-September 2007)



Source: Ministry of Foreign Affairs of Belarus



**TURUN KAUPPAKORKEAKOULU**  
Turku School of Economics  
PAN-EUROOPPA INSTITUUTTI



[www.tse.fi/pei](http://www.tse.fi/pei)

# 5. Additional information

## a) Business services and authorities

### BUSINESS SUPPORTING SERVICES

Finpro Northern Europe

[www.finpro.fi/northerneurope](http://www.finpro.fi/northerneurope)

Invest in Belarus

[www.invest.belarus.by/en/belarus](http://www.invest.belarus.by/en/belarus)

### SOME AUTHORITIES

Official Government Portal

[w3.economy.gov.by](http://w3.economy.gov.by)

Foreign Ministry

[www.mfa.gov.by](http://www.mfa.gov.by)

Ministry of Economics

[www.economy.gov.by](http://www.economy.gov.by)

National Bank of Belarus

[www.nbrb.by/engl/default.asp](http://www.nbrb.by/engl/default.asp)

Information subject to changes



# 5. Additional information

## b) Embassy and European Commission's Delegation

Finland's Embassy, Belarus (in Lithuania):

[www.finland.lt](http://www.finland.lt)

Address:

Embassy of Finland  
Klaipedos gatve 6, 3rd floor  
Lt-01117 Vilnius  
Lithuania  
Tel. +370-5-212 1621, 212 2775 (visas)  
Fax +370-5-212 2463, 2122 441  
E-mail: [sanomat.vil@formin.fi](mailto:sanomat.vil@formin.fi)

The European Commission's Delegation to Belarus

[www.delblr.ec.europa.eu/page63.html](http://www.delblr.ec.europa.eu/page63.html)

Address:

34a Engels Street  
Minsk 220030  
Republic of Belarus  
Phone +375 17 328 66 13, +375 17 328 35 82  
Fax +375 (17) 2891281  
E-mail: [delegation-belarus@ec.europa.eu](mailto:delegation-belarus@ec.europa.eu)



Information subject to changes

# 5. Additional information

## c) Other sources

Economist Intelligence Unit  
[db.eiu.com](http://db.eiu.com) EIU/

EBRD  
[www.ebrd.com/country/country/belarus/index.htm](http://www.ebrd.com/country/country/belarus/index.htm)

Electronic Publications of the Pan-European Institute:  
[www.tse.fi/pei/](http://www.tse.fi/pei/)

IMF  
[www.imf.org/](http://www.imf.org/)

Ministry of Statistics and Analysis of Belarus:  
[www.belstat.gov.by/homep/en/main.html](http://www.belstat.gov.by/homep/en/main.html)

Worldbank  
[www.worldbank.org](http://www.worldbank.org)



Information subject to changes