

Moldova slide package for a foreign investor



Eini Laaksonen
May 2009

Contents

1.	General information	3
2.	Economic development	6
3.	Prosperity and consumption	13
4.	External economic relations	16
5.	Additional information	23

The information in this document is compiled and edited from a variety of sources. The Pan-European Institute assumes no responsibility for the completeness or accuracy of the information.

1. General information

a) Geographical facts

Area:

33 853.5 km²

(www.moldova.md)

Borders with:

Ukraine 939 km, Romania 450 km

(www.moldova.md)

Distance from Chisinau to some

European capitals:

Berlin 1265 km, Helsinki 1488 km,

London 2147 km, Madrid 2697 km

(www.geobytes.com)

Administrative divisions

Counties:

Balti, Cahul, Chisinau, Edinet, Lapusna,
Orhei, Soroca, Tighina, Ungheni

Autonomous territorial unit:

Gagauzia

Territorial unit:

Stinga Nistrului

(moldova.europe-countries.com)



1. General information

b) Basic facts

Largest cities:	Population:
Chisinau	635 994
Tiraspol	157 000
Balti	118 690
Tighina	110 175
Stefan-Voda	70 620

(www.geonames.org)

Share of urban population: 42 % (2007, World Bank)

Languages:

Moldovan (official, virtually the same as the Romanian language),
Russian, and Gagauz (a Turkish dialect)
(CIA World Factbook)

Main industrial output:

sugar, vegetable oil, food processing, agricultural machinery, foundry equipment,
refrigerators and freezers, washing machines, hosiery, shoes, and textiles
(CIA World Factbook)

1. General information

c) Resources and transport infrastructure

Natural resources:

lignite, phosphorites, gypsum, arable land, and limestone

Airports: 10

Water ways: 424 km (on Dniester and Prut rivers)

Roads:

Total 12 666 km

Paved 12 117 km

Unpaved 549 km

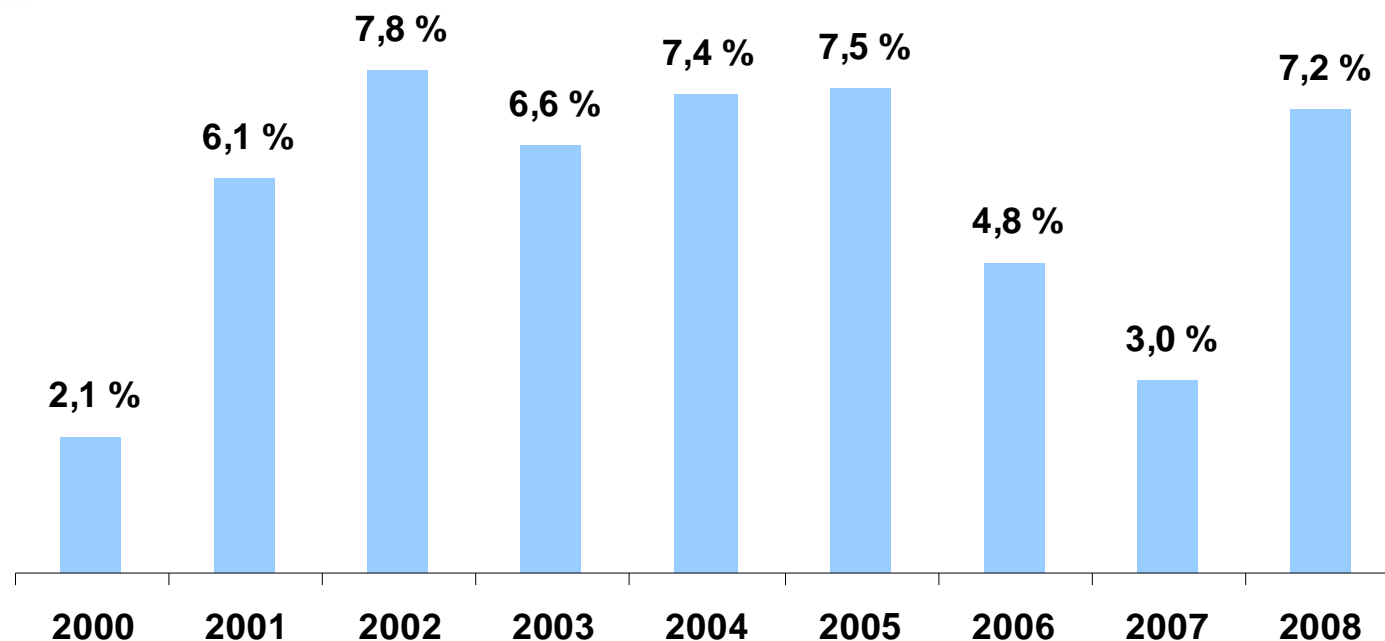
Railways: 1 138 km

Pipelines (gas): 1 906 km

Source: CIA World Factbook

2. Economic development

a) GDP growth



Source: National Bureau of Statistics

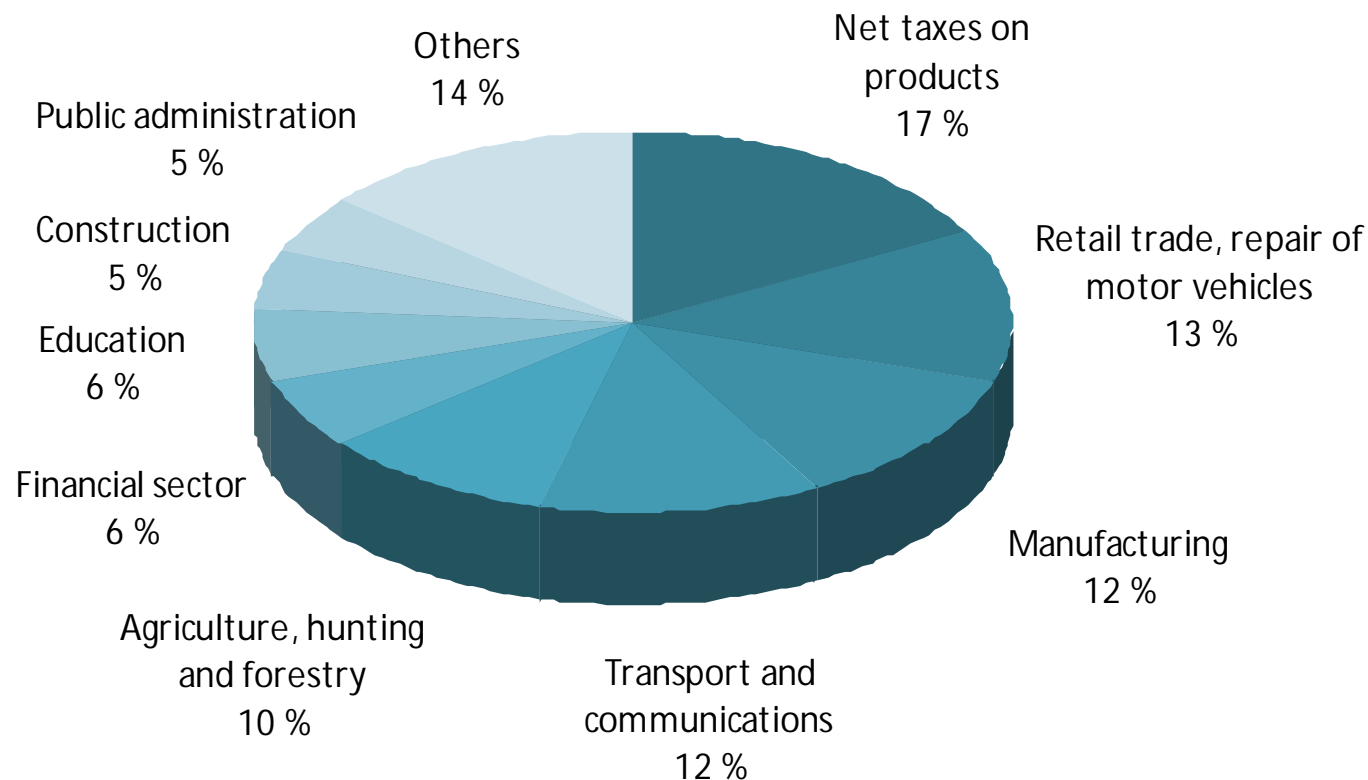
GDP estimate 2008: EUR 4,0 bln*
GDP per capita estimate 2008: EUR 1 181,4*

Source: IMF World Economic Outlook

*Exchange rate according to the National Bank of Moldova
24.4.2009, EUR 1 = MDL 14,7021

2. Economic development

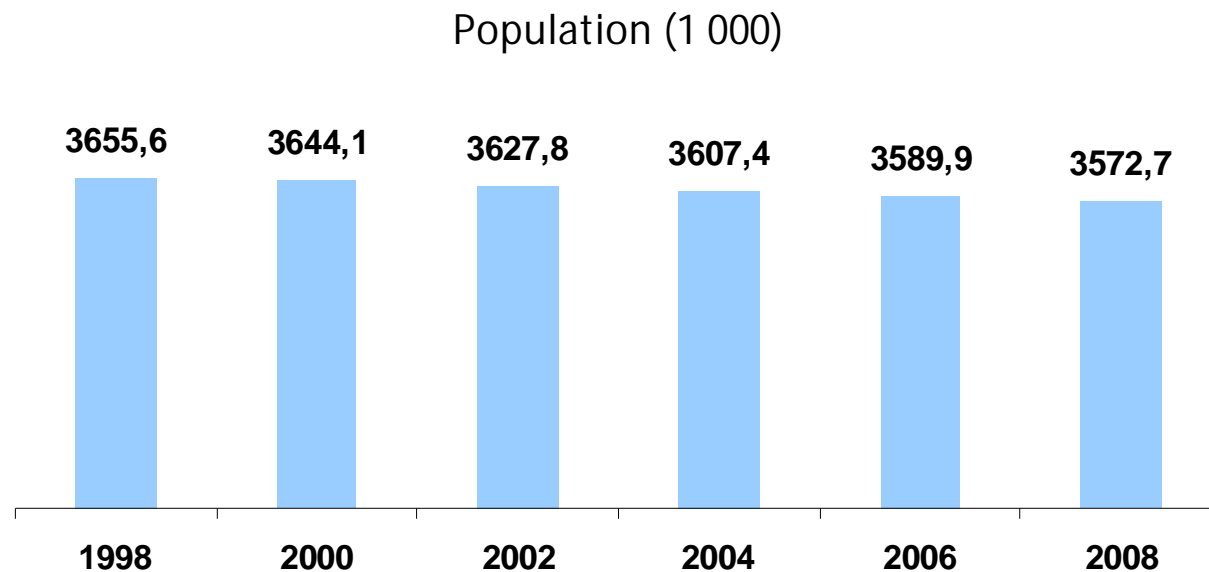
b) Structure of gross domestic product in 2007



Source: National Bureau of Statistics

2. Economic development

c) Population



Source: National Bureau of Statistics

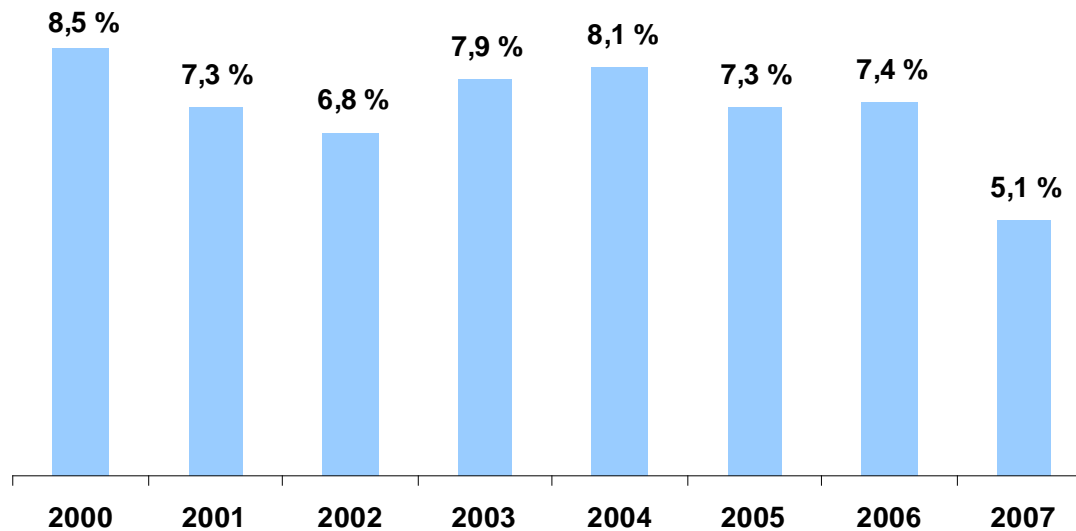
2. Economic development

d) Population and unemployment

	2000	2004	2008
Economically active population (1 000)	1 655	1432	1 303

Source: National Bureau of Statistics

Total unemployment



Source: ILO (Labour force survey)

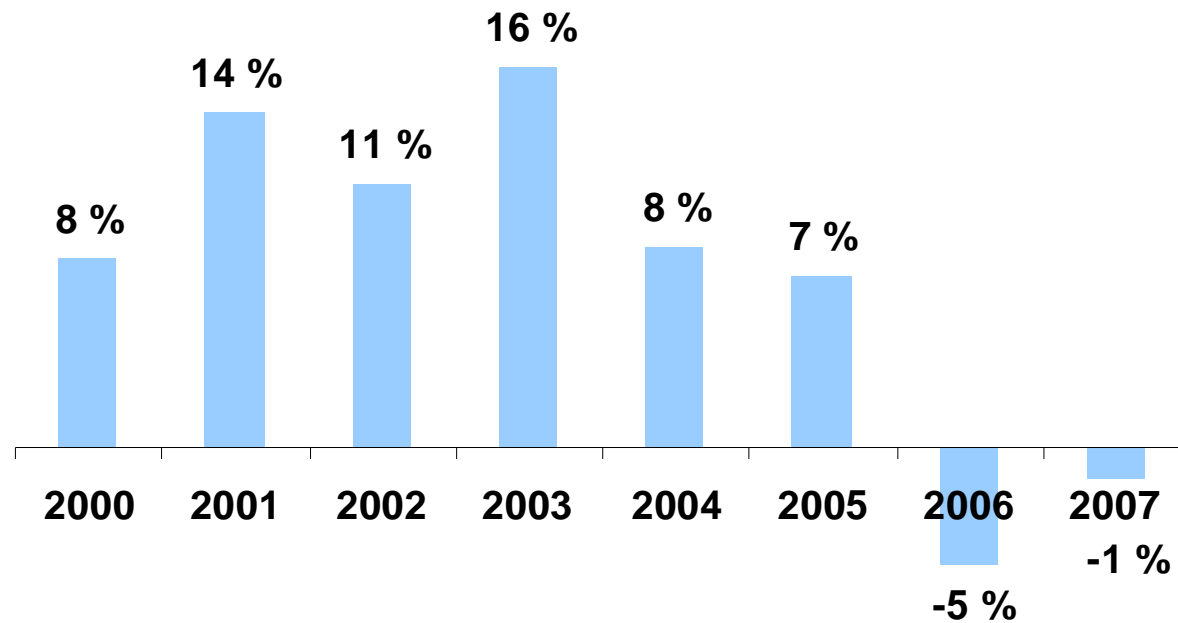
2. Economic development

e) Moldova's business environment in comparison

Ranking index	Rank of Moldova / Total number of countries
World Democracy Audit overall ranking (World Audit, October 2008)	105/150
Press Freedom ranking (World Audit, October 2008)	106/150
The 2009 Index of Economic Freedom (The Heritage Foundation)	120/179
Corruption Perceptions Index 2008 (Transparency International)	109/180 (10/20 within Eastern Europe and Central Asia)
Ease of Doing Business 2009 (World Bank)	103/181 (19/25 within Eastern Europe and Central Asia)

2. Economic development

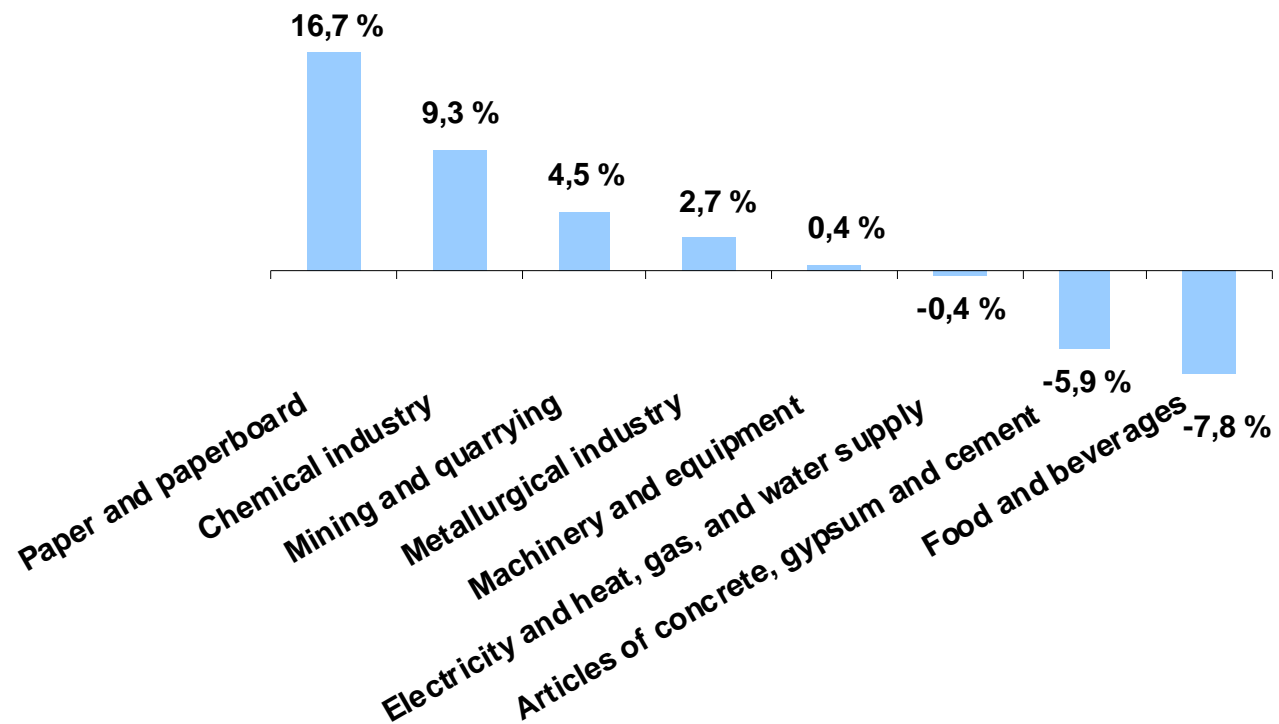
f) Change of industrial output



Source: National Bureau of Statistics

2. Economic development

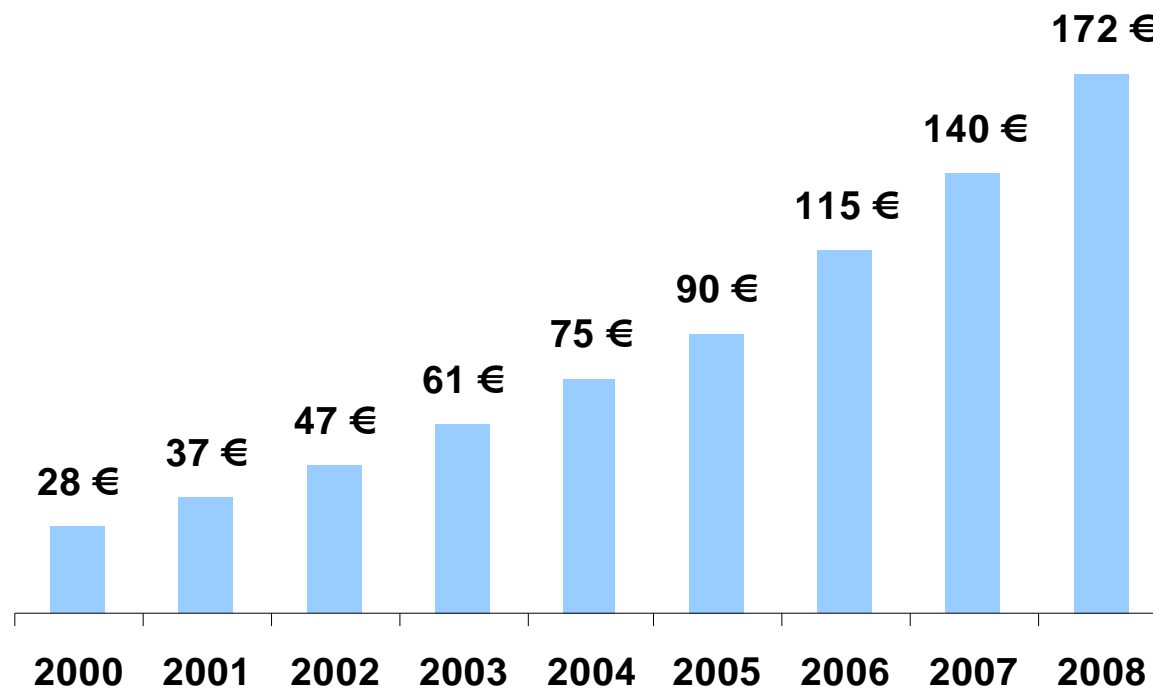
g) Change of industrial output by sectors in 2007



Source: National Bureau of Statistics

3. Prosperity and consumption

a) Nominal average monthly salaries

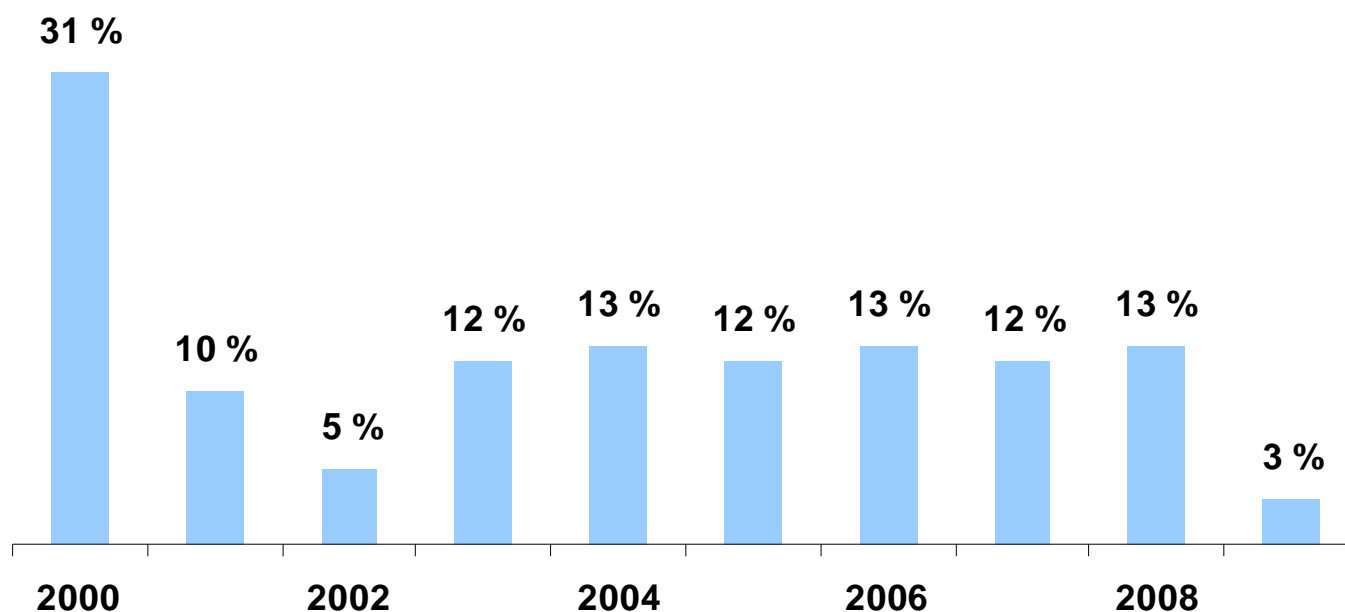


Source: National Bureau of Statistics

Exchange rate according to the
National Bank of Moldova
24.4.2009, EUR 1 = MDL 14,7021

3. Prosperity and consumption

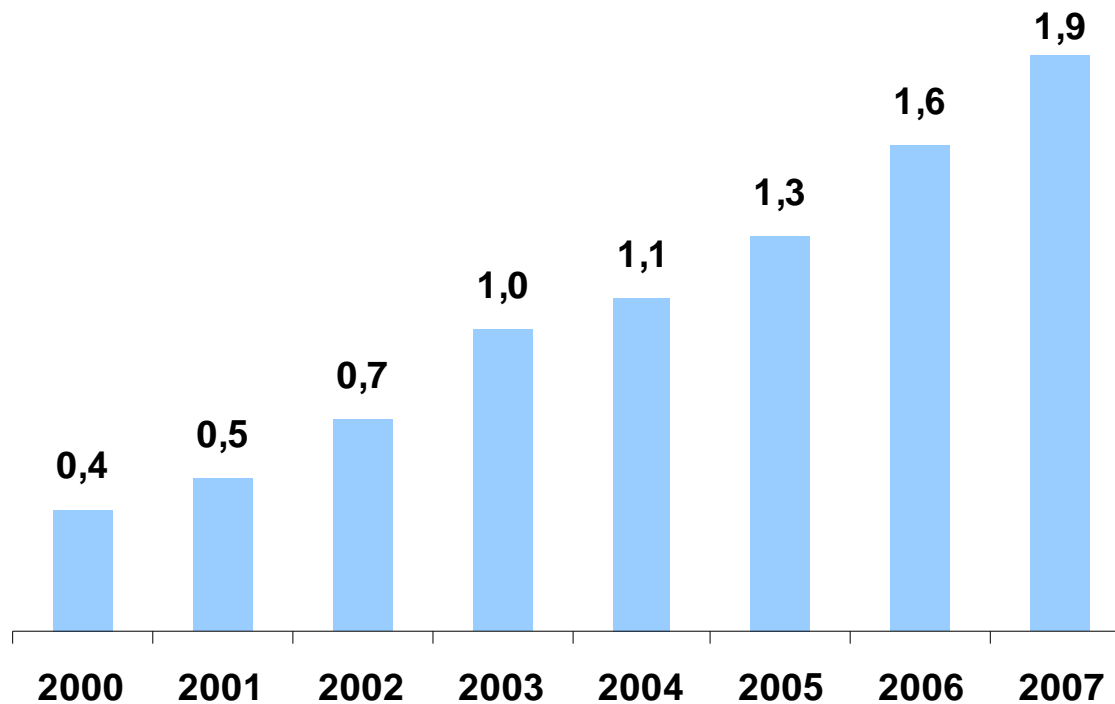
b) Inflation (average consumer prices, annual change)



Source: IMF World Economic Outlook

3. Prosperity and consumption

c) Retail trade (€ billion)

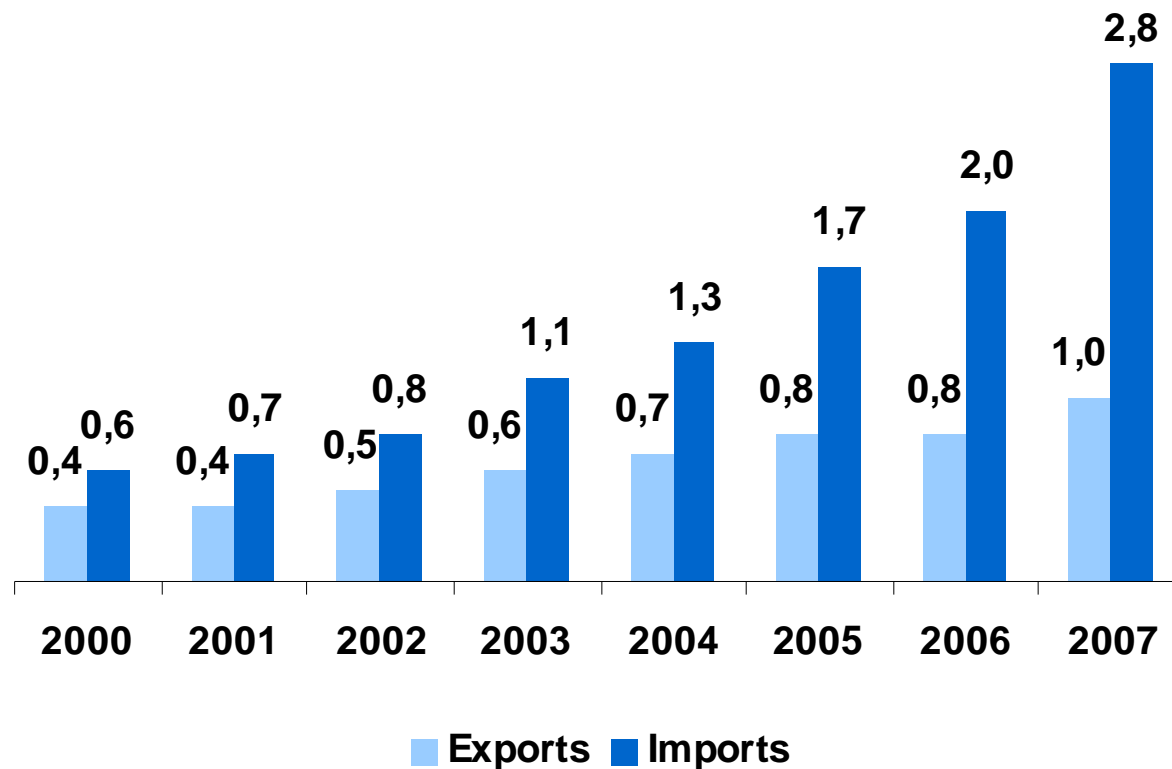


Source: National Bureau of Statistics

Exchange rate according to the
National Bank of Moldova
24.4.2009, EUR 1 = MDL 14,7021

4. External economic relations

a) Development of foreign trade (€ billion)



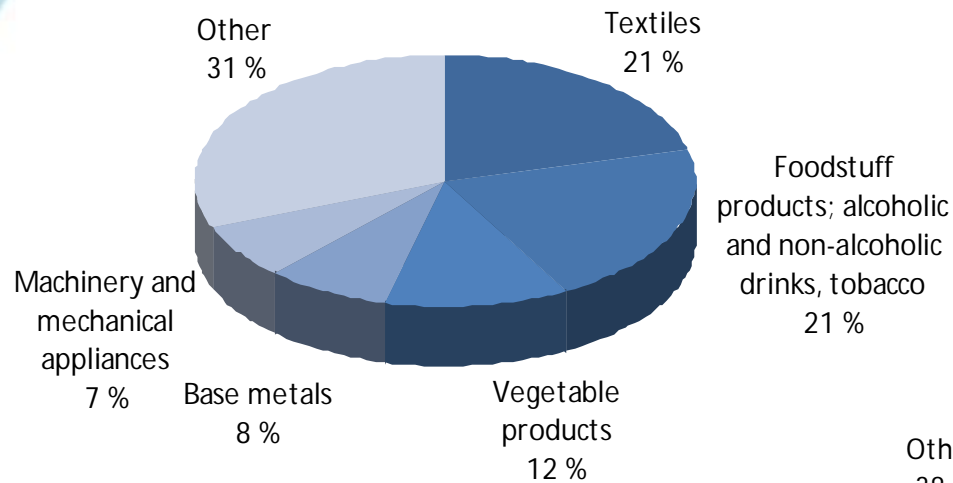
Source: National Bureau of Statistics

Exchange rate according to the
Bank of Finland 24.4.2009,
EUR 1 = USD 1,3232

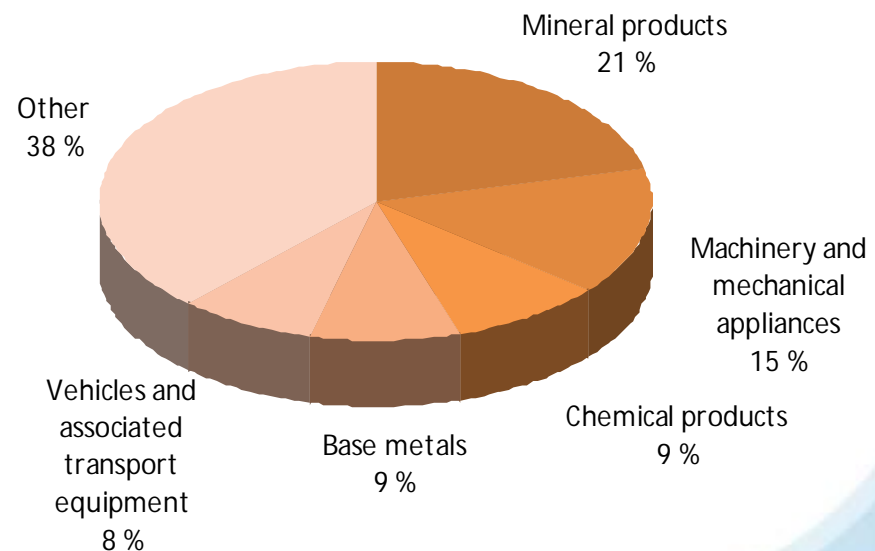
4. External economic relations

b) Foreign trade structure in 2007

Exports



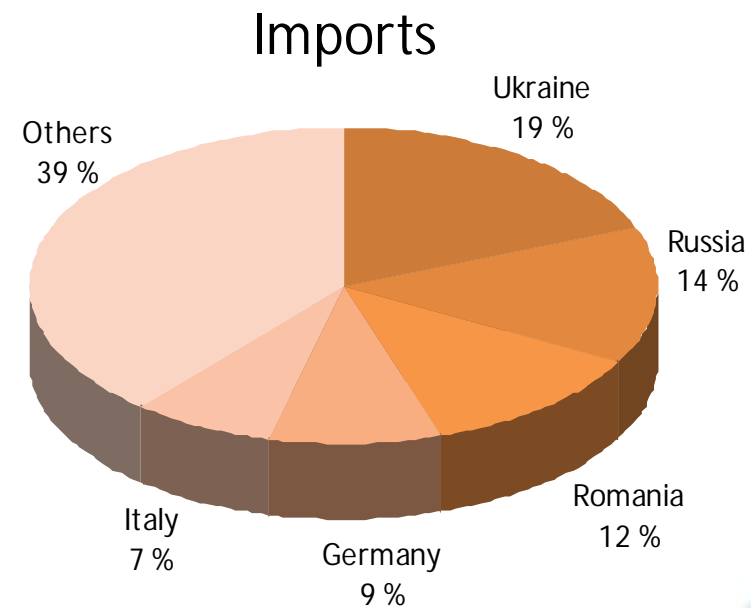
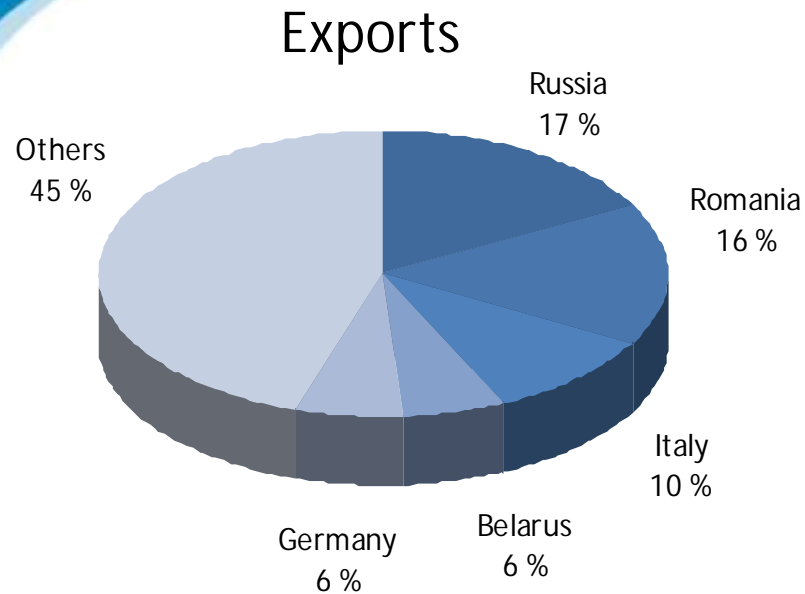
Imports



Source: National Bureau of Statistics

4. External economic relations

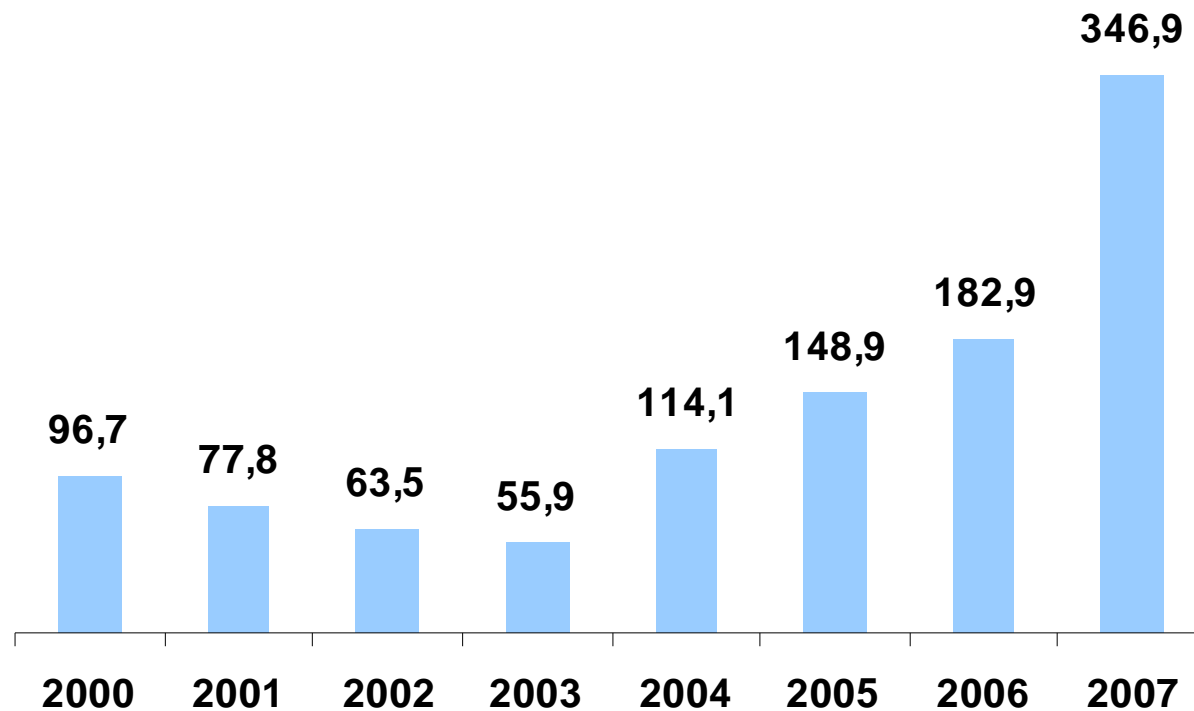
c) Major export and import partners in 2007



Source: National Bureau of Statistics

4. External economic relations

d) FDI inflow (€million)

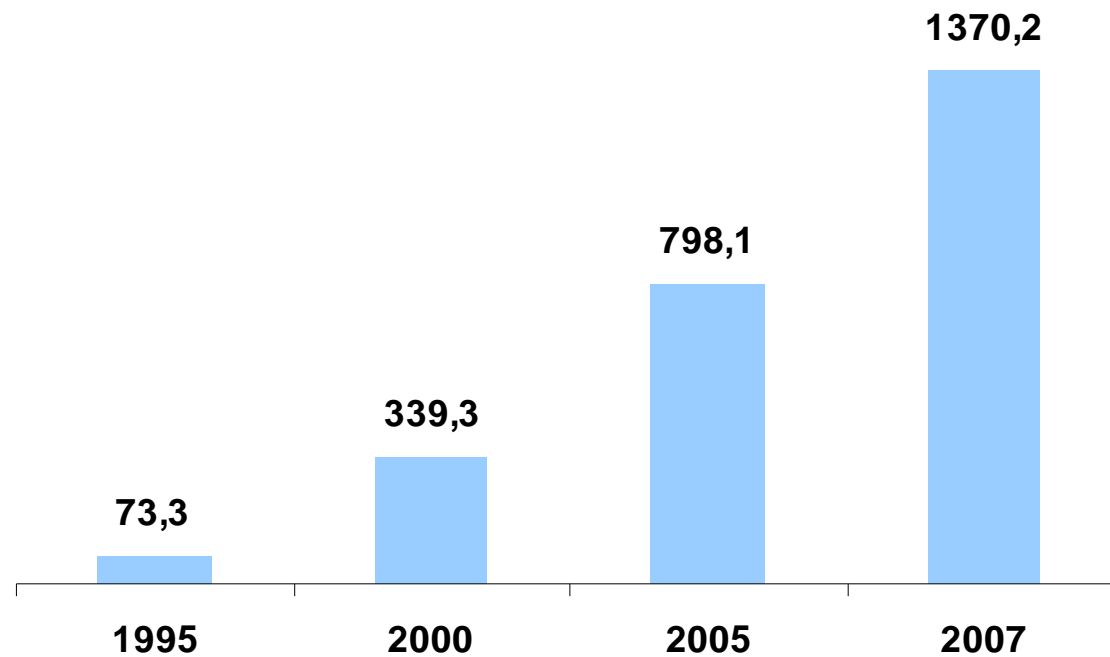


Source: UNCTAD

Exchange rate according to the
Bank of Finland 24.4.2009,
EUR 1 = USD 1,3232

4. External economic relations

e) Foreign investment stock (€ million)

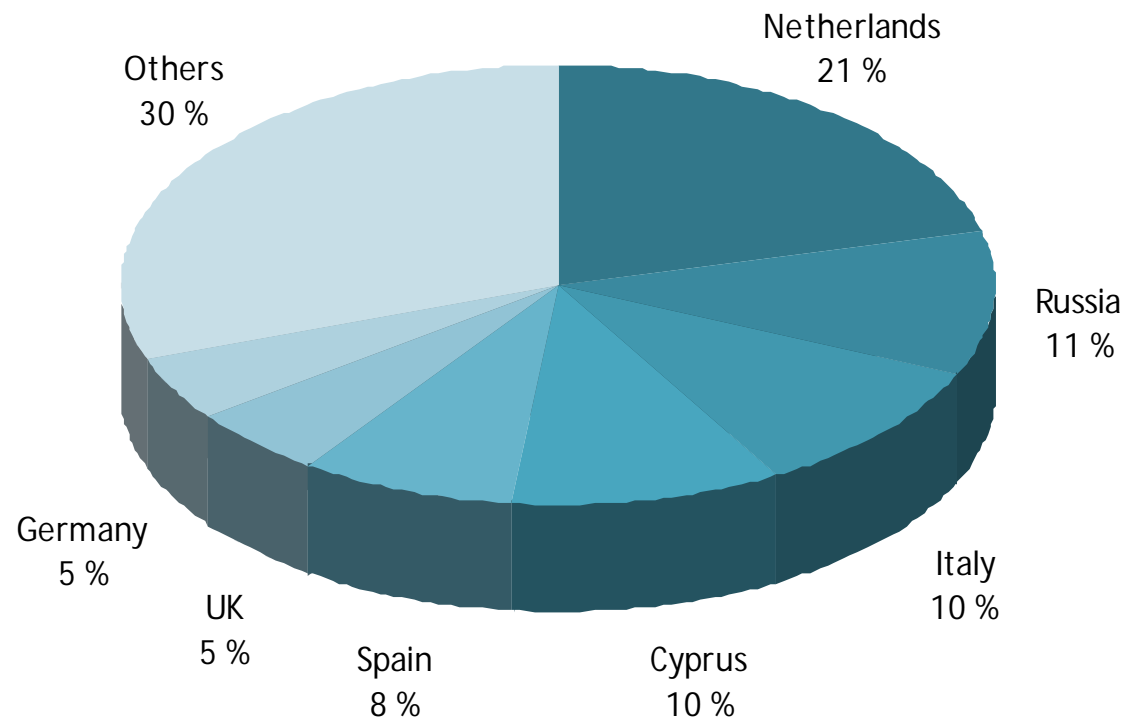


Source: UNCTAD

Exchange rate according to the
Bank of Finland 24.4.2009,
EUR 1 = USD 1,3232

4. External economic relations

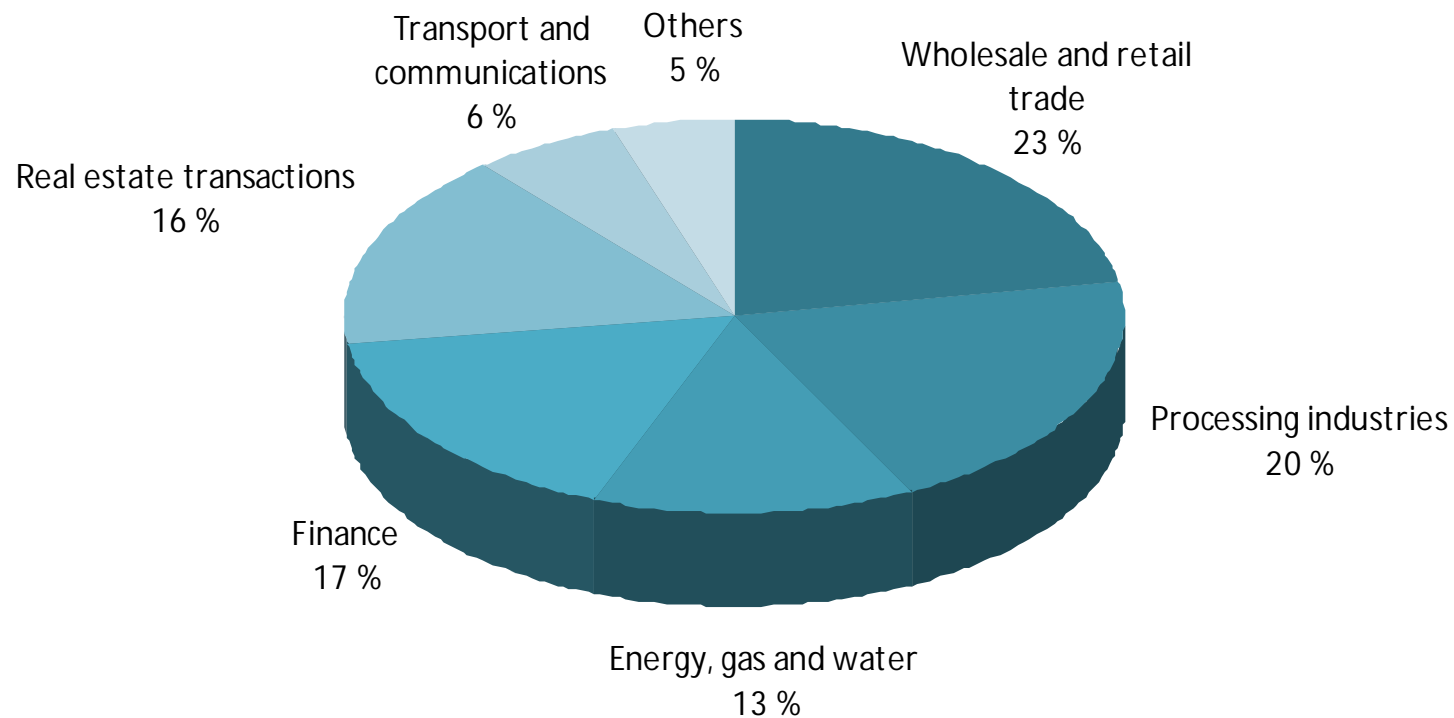
f) FDI stock by countries in 1994–2007



Source: Moldovan Investment and Export Promotion Organisation

4. External economic relations

g) FDI by sectors in 2008 (1st quarter)



Source: Moldovan Investment and Export Promotion Organisation

5. Additional information

a) Business services and authorities

BUSINESS SUPPORTING SERVICES

Finpro

<http://www.finpro.fi/fi-FI/Business/>

Invest in Moldova

<http://en.moldovainvest.md/>

MIEPO – Moldovan Investment and Export Promotion Organisation

<http://miepo.md/>

<http://www.mfa.gov.md/investment-guide/>

SOME AUTHORITIES

Government of the Republic of Moldova

<http://www.gov.md/>

National Bank of Moldova

<http://www.bnm.md/en/home>

Republic of Moldova

<http://www.moldova.md/en/start/>

The Ministry of International Affairs and European Integration

<http://www.mfa.gov.md/En/>

Information subject to changes

5. Additional information

b) Embassy and European Commission's Delegation

Finland's Embassy, Moldova (in Romania)

<http://www.finland.ro>

Address:

Embassy of Finland
Strada Atena 2 bis
Bucuresti 011832
Romania

Tel. +40-21-230 7504

Fax: +40-21-230 7505

E-mail: sanomat.buk@formin.fi

The European Commission's Delegation to Moldova

<http://www.delmda.ec.europa.eu/>

Address:

Kogalniceanu Street nr 12
MD 2001 Chisinau,
Republic of Moldova

Tel : (+373 22) 50 52 10

Fax: (+373 22) 27 26 22

E-mail: Delegation-Moldova@ec.europa.eu

Information subject to changes

5. Additional information

c) Other sources

EBRD

<http://www.ebrd.com/country/country/moldova/index.htm>

ILO

<http://www.ilo.org>

IMF

<http://www.imf.org>

National Bureau of Statistics of the Republic of Moldova

<http://www.statistica.md/index.php?l=en>

UNCTAD

<http://www.unctad.org>

Worldbank

<http://www.worldbank.org>

Information subject to changes