

Ukraine slide package for a foreign investor



Nataliya Blyakha
October 2008



TURUN KAUPPAKORKEAKOULU
Turku School of Economics
PAN-EUROOPPA INSTITUUTTI



www.tse.fi/pei

Contents

- | | | |
|----|-----------------------------|----|
| 1. | General information | 3 |
| 2. | Economic development | 10 |
| 3. | Prosperity and consumption | 17 |
| 4. | External economic relations | 19 |
| 5. | Additional information | 26 |



The information in this document is compiled and edited from a variety of sources. The Pan-European Institute assumes no responsibility for the completeness or accuracy of the information.



1. General information

a) Geographical facts

Land area:

603 700 km²

Border countries:

Belarus 891 km, Russia 1 576 km,
Hungary 103 km, Moldova 939 km, Poland 526 km,
Romania (south) 169 km, Romania (west) 362 km, Slovakia 97 km

Distance from Kiev to some European capitals:

Moscow 756 km

Helsinki 1139 km

Berlin 1206 km

Paris 2025 km

London 2133 km

Madrid 2864 km

[www.geobytes.com]



Sources: Central Bureau of Statistics,
CIA World Factbook

1. General information

b) Administrative and territorial constitution

Territorial constitution:

24 regions,
2 municipalities, one autonomous republic

Administrative divisions: *Regions (oblasts):*

Cherkasy, Chernihiv, Chernivtsi, Dnipropetrovsk, Donetsk, Ivano-Frankivsk, Kharkiv, Kherson, Khmelnytskyi, Kiev, Kirovohrad, Luhansk, Lviv, Mykolaiv, Odessa, Poltava, Rivne, Sumy, Ternopil, Vinnytsia, Volyn, Zakarpattia, Zaporizhzhya, Zhytomyr

Autonomous republic:

Autonomous Republic of Crimea

Municipalities:

City of Kiev, City of Sevastopol



Sources: Central Bureau of Statistics,
CIA World Factbook



TURUN KAUPPAKORKEAKOULU
Turku School of Economics
PAN-EUROOPPA INSTITUUTTI



www.tse.fi/pei

1. General information

c) Population and basic facts

Population: 46 372 700 (2008)

Major cities: (population)

Kiev (capital) 2 619 000

Kharkiv 1 460 500

Dnipropetrovsk 1 076 600

Donetsk 1 021 200

Share of urban population:

68 % (2007)

Industries:

Coal, electric power, ferrous and non ferrous metals, machinery and transport equipment, chemicals, food processing

Natural resources:

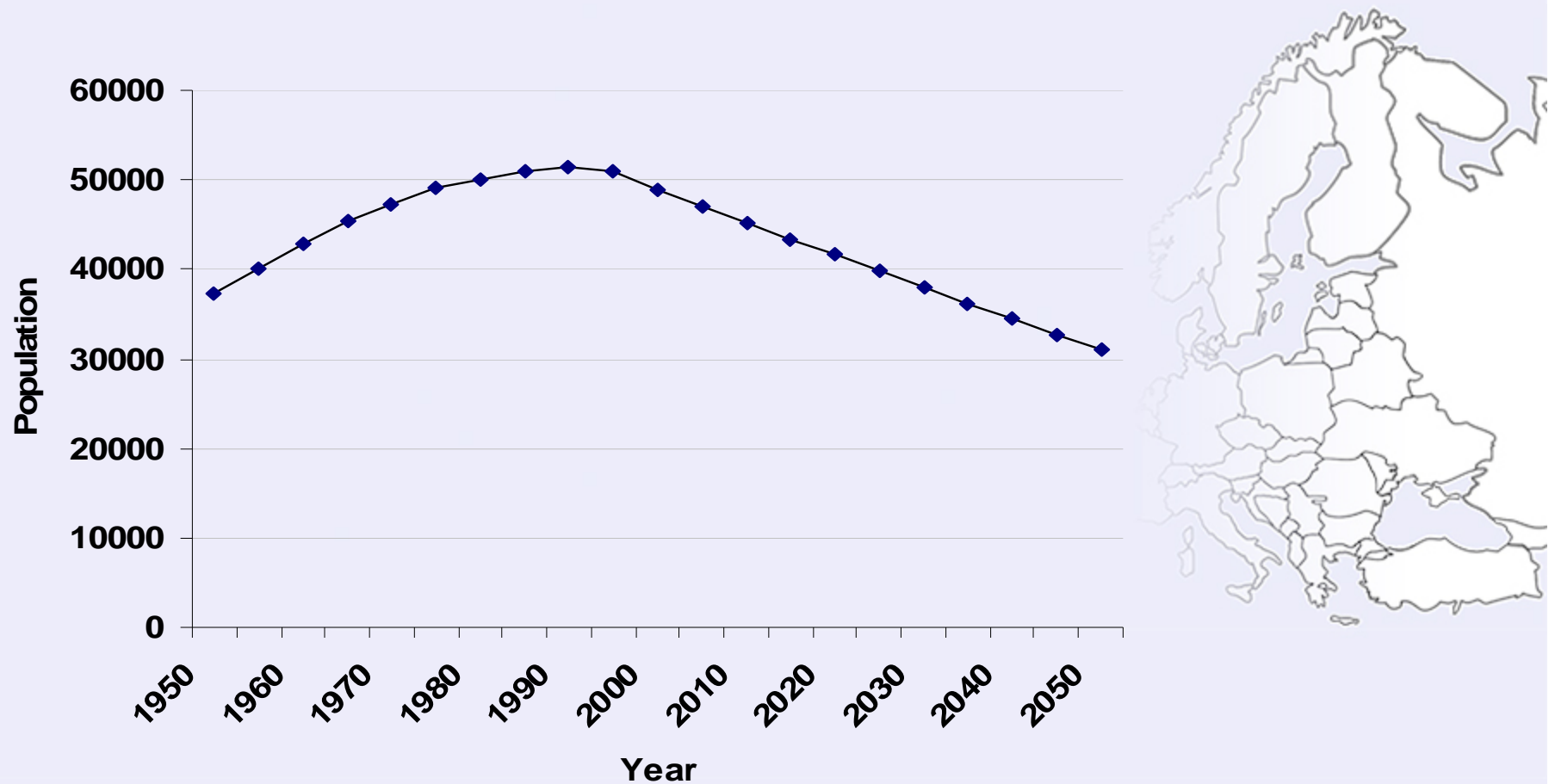
iron ore, coal, manganese, natural gas, oil, salt, sulfur, graphite, titanium, magnesium, kaolin, nickel, mercury, timber, arable land



Sources: State Statistics committee of Ukraine, CIA World Factbook

1. General information

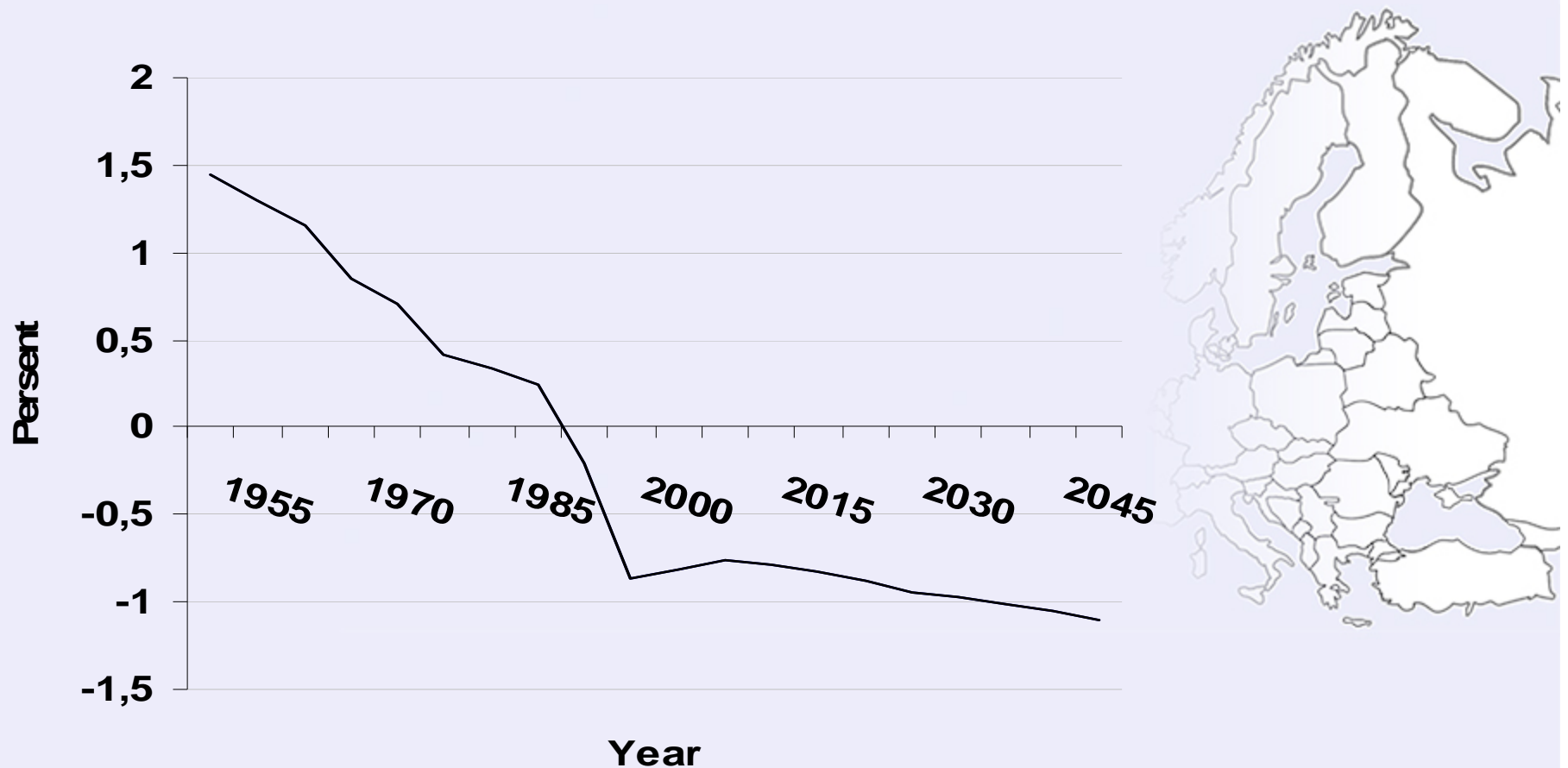
d) Population 1950-2050, (1000)



Source: United Nations Population Division, World Population Prospects: The 2006 Revision

1. General information

e) Population growth rate 1950-2050, (%)



Source: United Nations Population Division, World Population Prospects: The 2006 Revision



TURUN KAUPPAKORKEAKOULU
Turku School of Economics
PAN-EUROOPPA INSTITUUTTI



www.tse.fi/pei

1. General information

f) Transport infrastructure

Airports 437

Ports and terminals

Feodosiya, Kerch, Kherson, Mariupol,
Mykolayv, Odessa, Reni, Yuzhnyy

Railways 22 473 km

Roadways 169 477km
(paved in 2006, 97 % of total roads)

Waterways 2 253 km



Sources: Central Bureau of Statistics; CIA World Factbook;
The World Bank, World Developments Indicators database April 2007



TURUN KAUPPAKORKEAKOULU
Turku School of Economics
PAN-EUROOPPA INSTITUUTTI

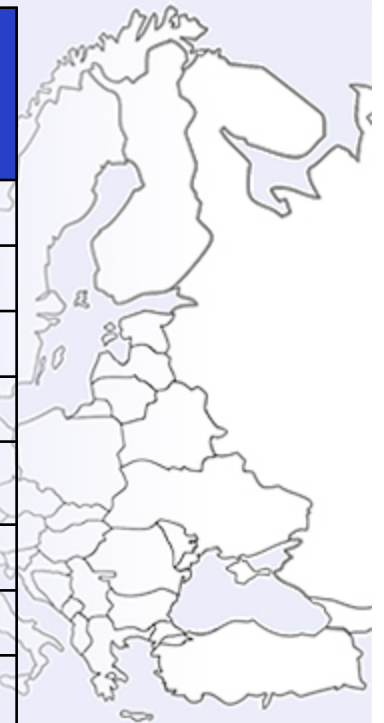


www.tse.fi/pei

1. General information

g) Largest companies in Ukraine by revenues, 2007

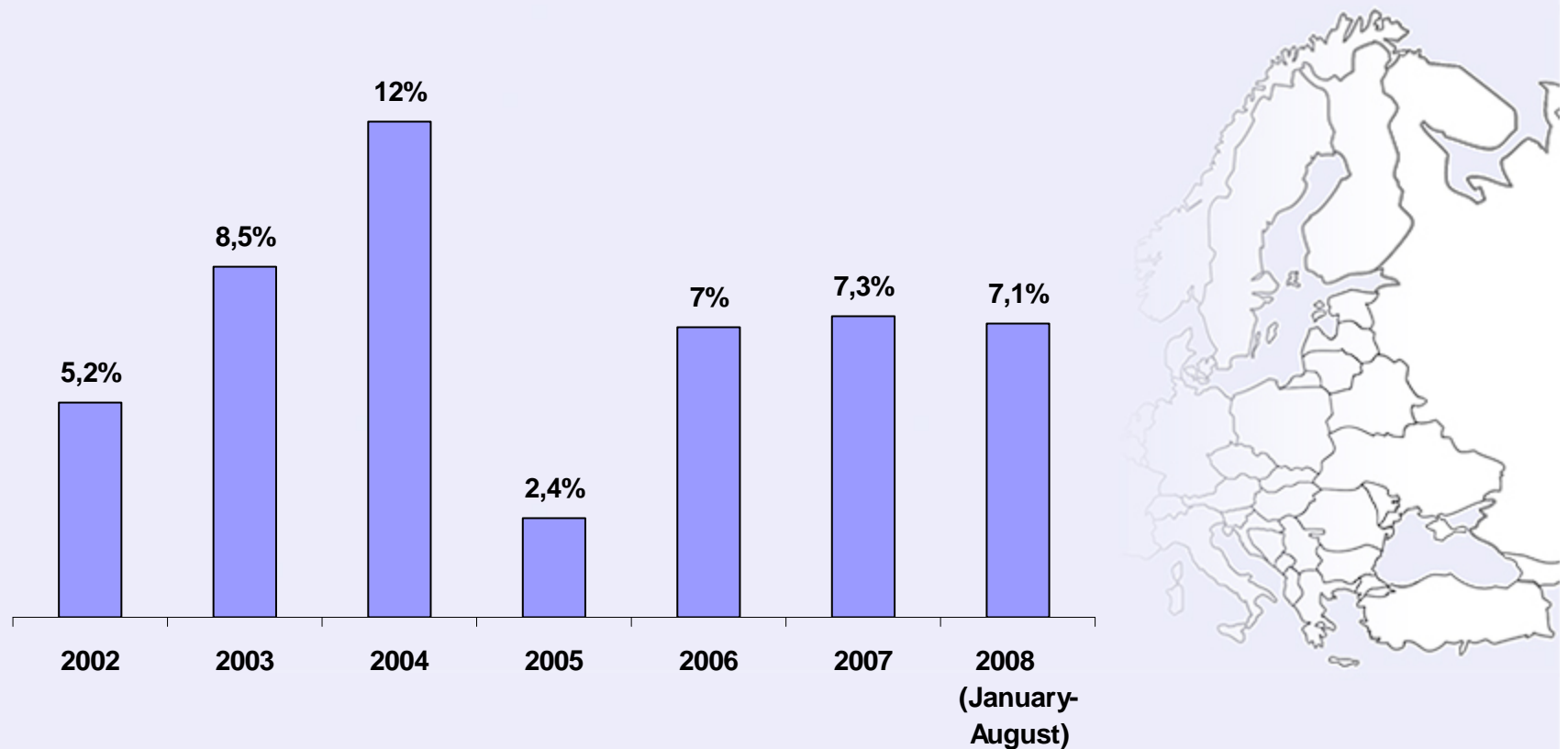
	Company name	Industry	Revenue from sales (mln Euro) 2007	Net income (mln Euro) 2007
1	Ukrgez-Energou	Energy and Resources	5 043	132
2	Energorynok	Energy and Resources	4 370	129
3	MetInvest Holding	Energy and Resources	2 871	86
4	ArcelorMittal Kryvyj Rih	Manufacturing	2 652	535
5	Ilyich Steel & Iron Works	Manufacturing	2 523	199
6	NJSC Naftogaz	Energy and Resources	2 436	440
7	Azovstal	Manufacturing	2 309	299
8	Lisichansk Petroleum Investment Company	Energy and Resources	1 956	17
9	UkrTatNafta	Energy and Resources	1 913	0.07
10	Zaporizhzhia Automobile Building Plant	Manufacturing	1 826	79



Source: Deloitte, Top 500 companies in the Central and East Europe

2. Economic development

a) GDP annual growth rate



GDP 2008 January-August (current prices): 87 847 million €

Sources: National Bank of Ukraine



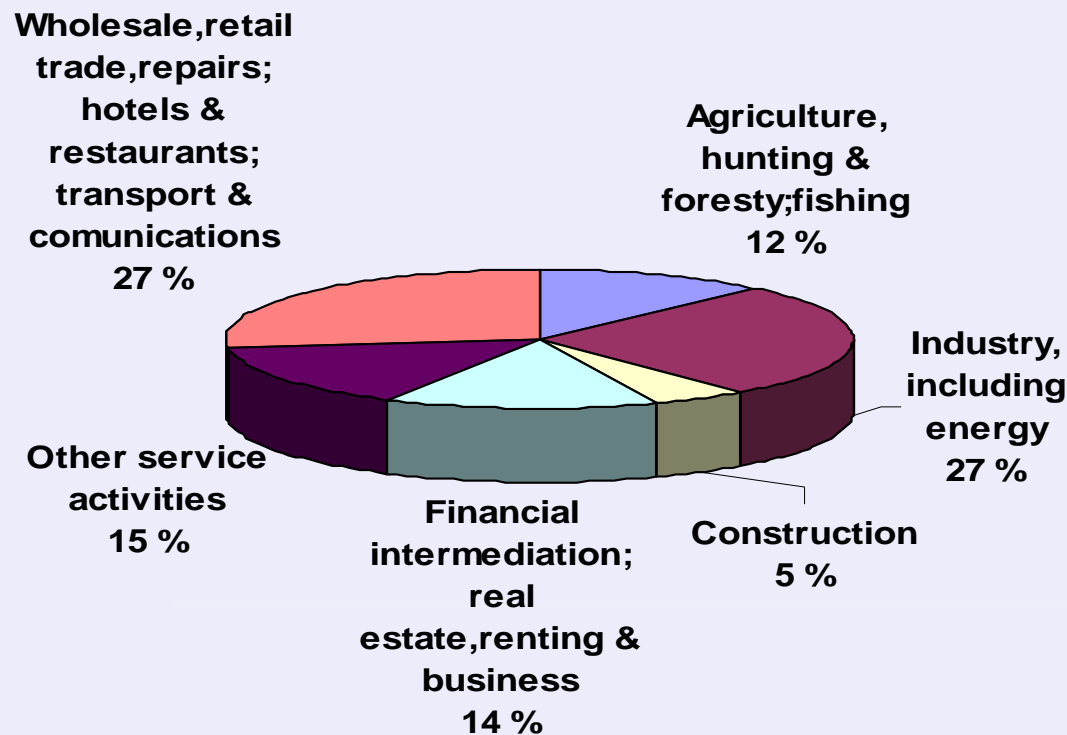
TURUN KAUPPAKORKEAKOULU
Turku School of Economics
PAN-EUROOPPA INSTITUUTTI



www.tse.fi/pei

2. Economic development

b) GDP by major sectors, 2007



Source: UNECE Statistical database

2. Economic development

c) Labour force and population

	2000	2005	2007
Population (1 000)	49 116	46 975	45 986
Number of unemployed (1000)	2 656	1595	1417
Unemployment rate (%)	8,0	7,8	6,9
Economically active population (1000)	23 127	20 481	22 322

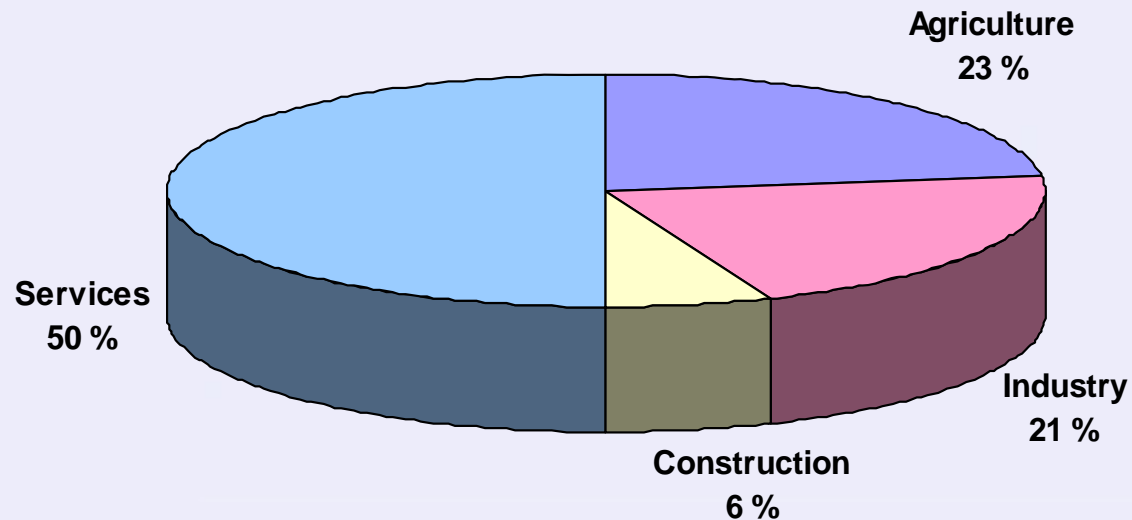


Unemployment rate, 2008: 7.1 %

Sources: Eurostat, LABORSTA, ILO Bureau of Statistics, State Statistics Committee of Ukraine

2. Economic development

d) Employment by main sectors, 2007



Source: UNECE Statistical database



TURUN KAUPPAKORKEAKOULU
Turku School of Economics
PAN-EUROOPPA INSTITUUTTI

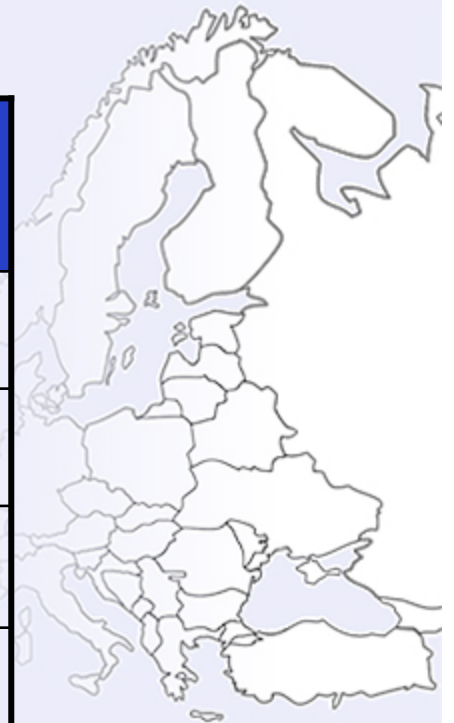


www.tse.fi/pei

2. Economic development

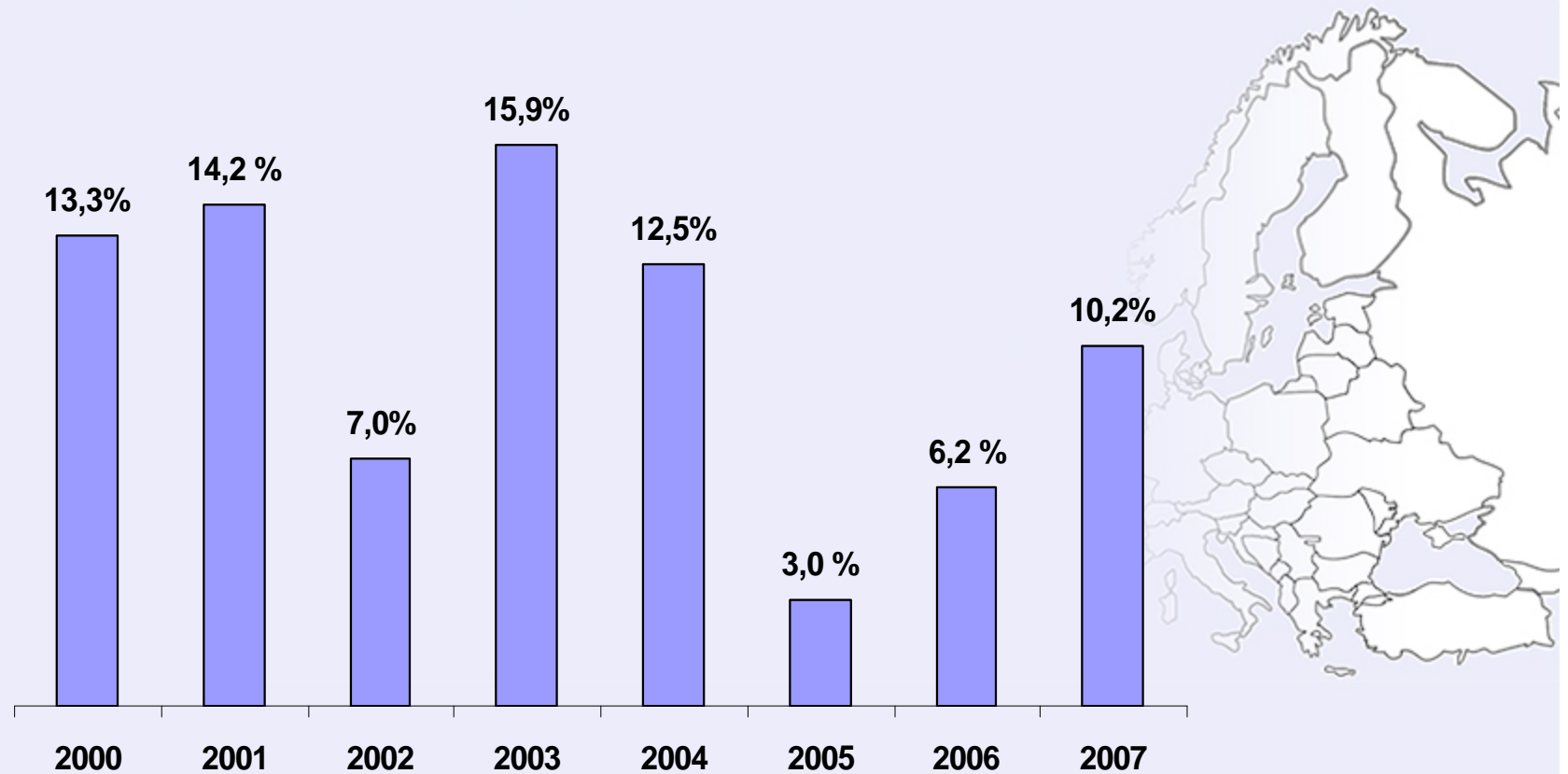
e) Ukraine's business environment in comparison

Ranking index	Rank of Ukraine / Total number of countries
World Democracy Audit overall ranking 2008 [World Audit]	69/150
Index of Economic Freedom 2008 [The Heritage Foundation]	133/157
Corruption Perceptions Index 2007 [Transparency International]	118/179
Global Competitiveness Index 2007-2008 [World Economic Forum]	72/131
Ease of Doing Business 2007 [World Bank]	145/178



2. Economic development

f) Industrial production growth rate



Source: UNECE Statistical Database



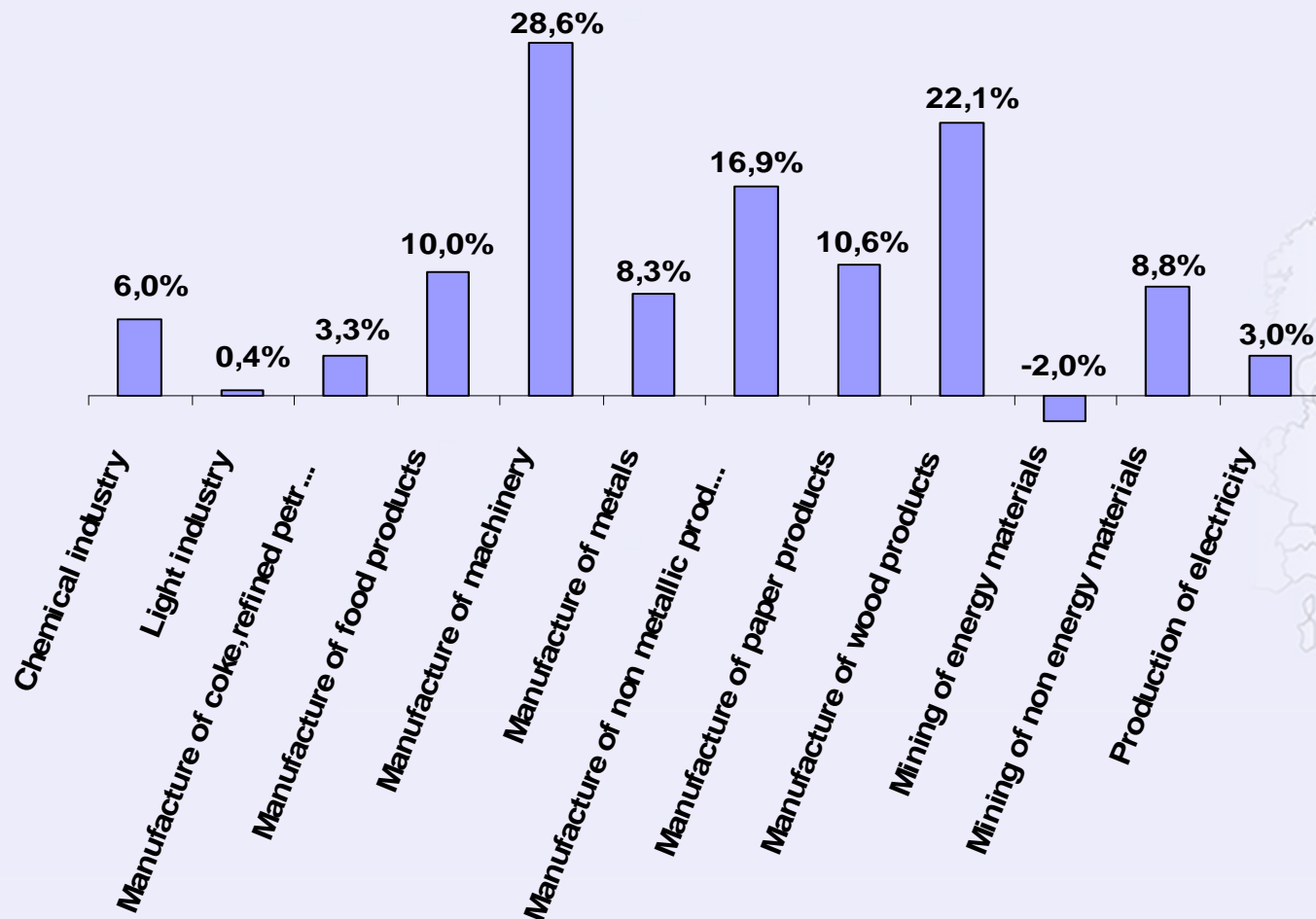
TURUN KAUPPAKORKEAKOULU
Turku School of Economics
PAN-EUROOPPA INSTITUUTTI



www.tse.fi/pei

2. Economic development

g) Industrial production growth by sectors, 2007



Source: State Statistics Committee of Ukraine



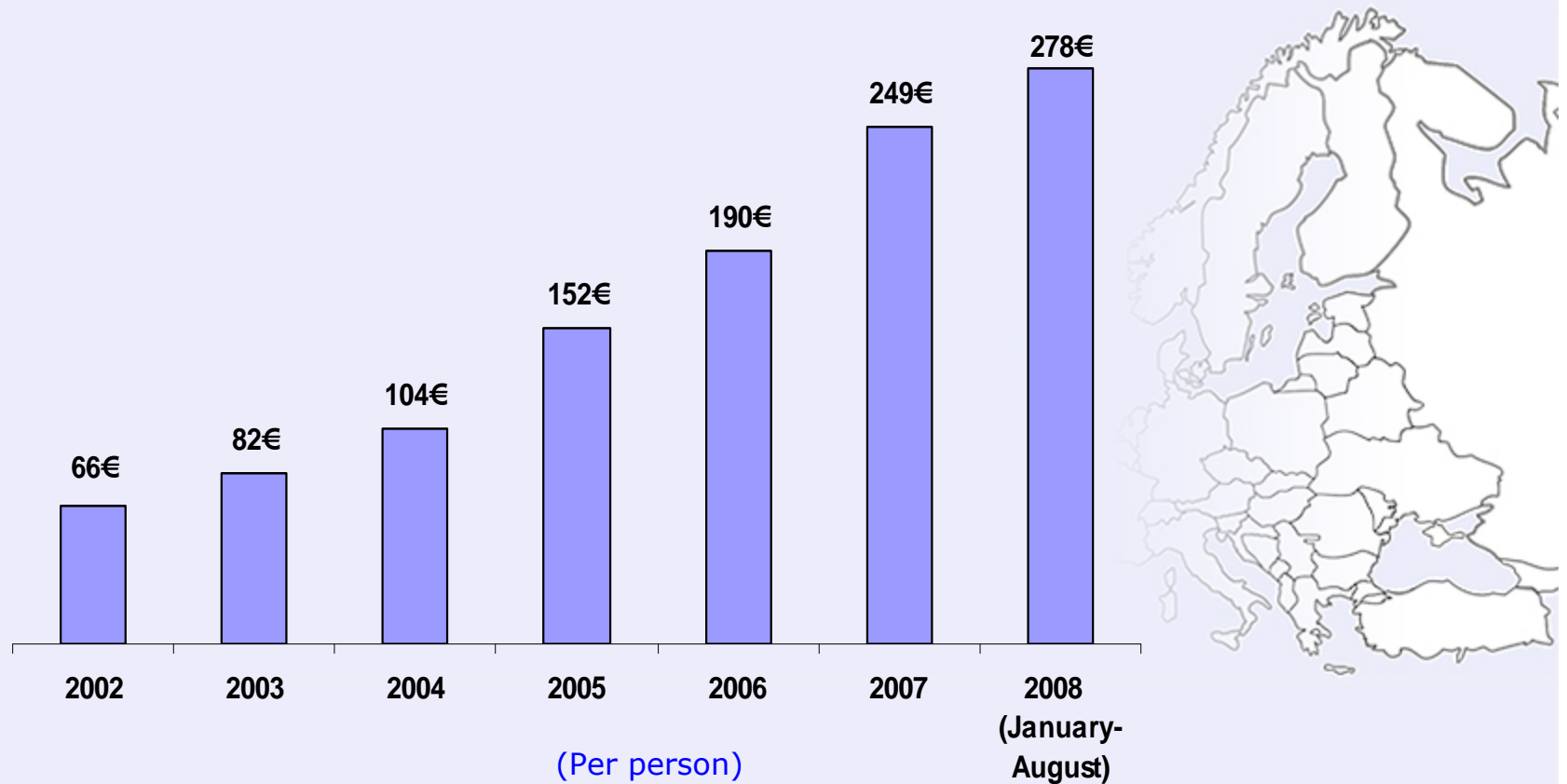
TURUN KAUPPAKORKEAKOULU
Turku School of Economics
PAN-EUROOPPA INSTITUUTTI



www.tse.fi/pei

3. Prosperity and consumption

a) Average monthly earnings

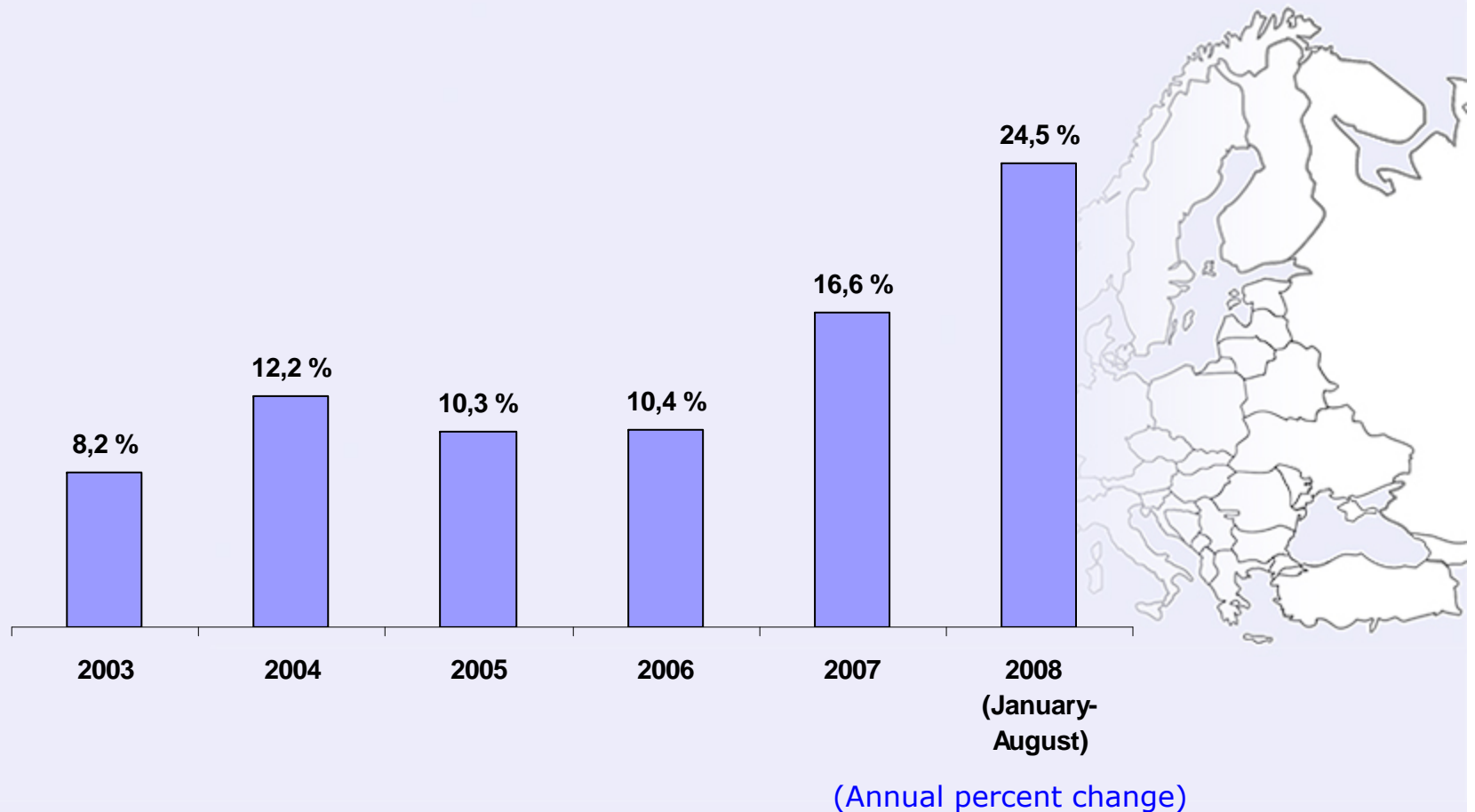


(exchange rate according to
The National Bank of Ukraine by 13.10.08
1€=6,7105UAH)

Source: State Statistics Committee of Ukraine

3. Prosperity and consumption

b) Consumer price index



Source: National Bank of Ukraine



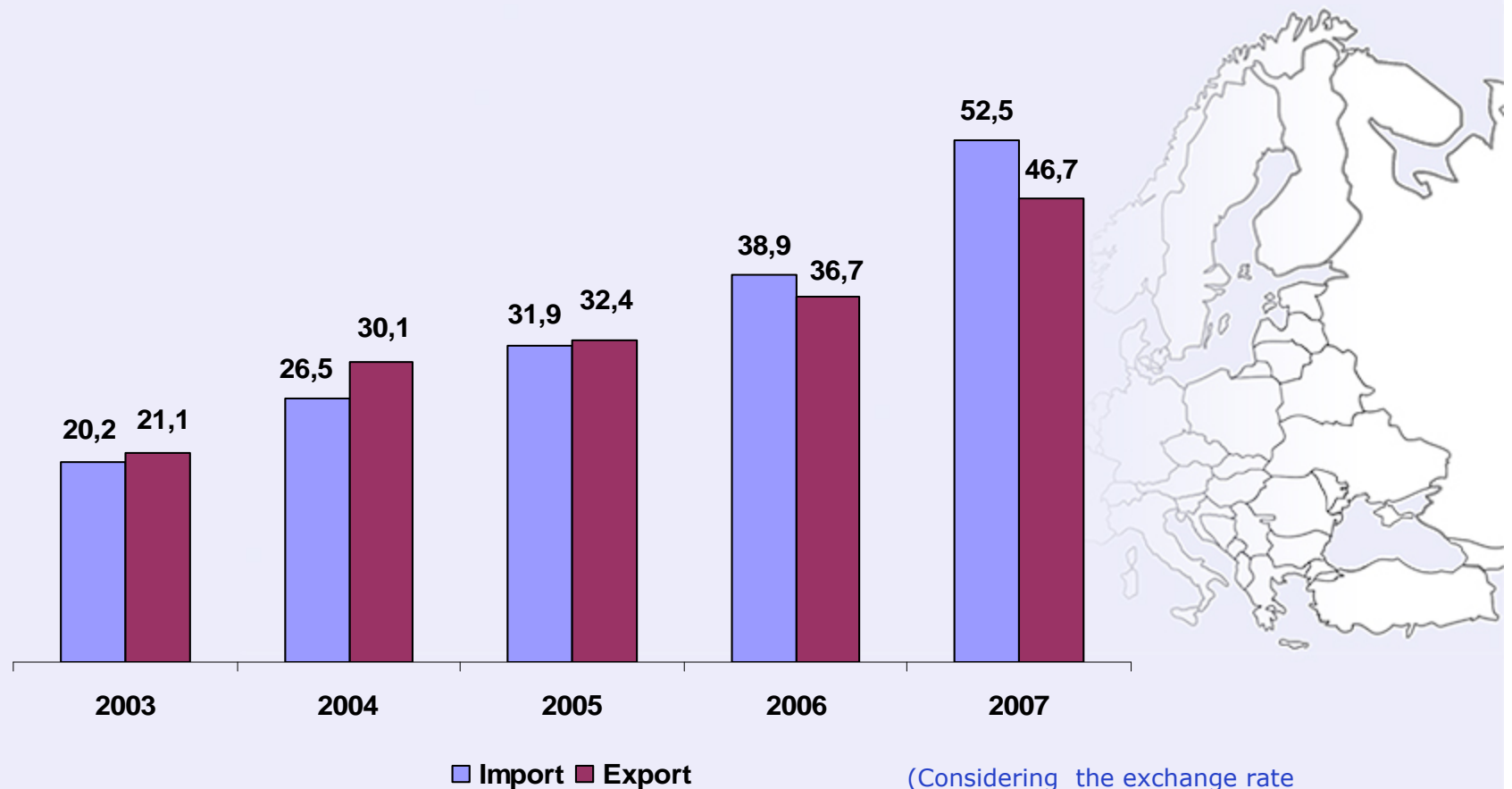
TURUN KAUPPAKORKEAKOULU
Turku School of Economics
PAN-EUROOPPA INSTITUUTTI



www.tse.fi/pei

4. External economic relations

a) Development of foreign trade (million €)



(Considering the exchange rate of Bank of Finland by 10.10.08
1€=1,3682\$)

Source: Ministry of Finance of Ukraine

4. External economic relations

b) Foreign trade structure in 2007

Commodity Group	Exports %	Imports %
Metals	43,6	7,1
Agricultural products and food supplies	12,5	13,5
Machines and technical equipment	14,0	29,2

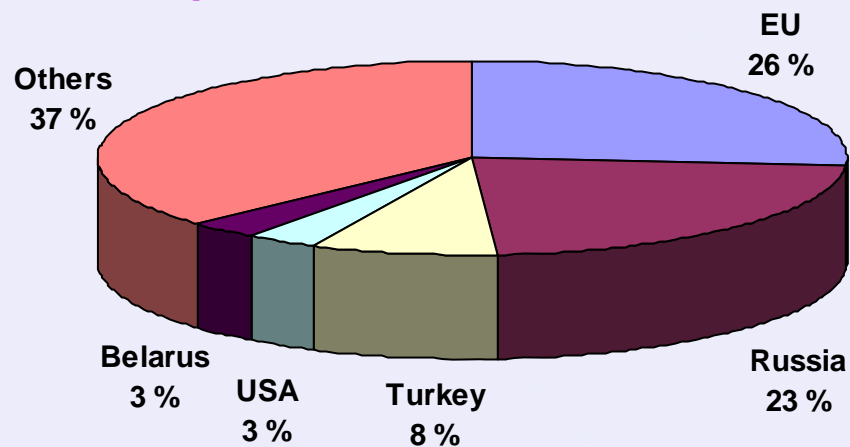


Source: UkrStat

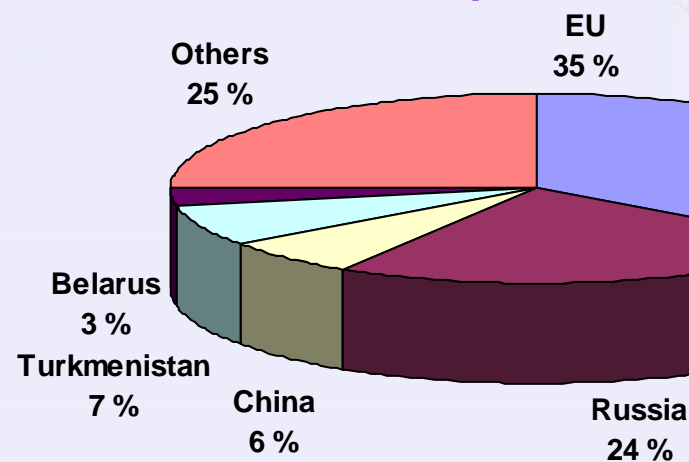
4. External economic relations

c) Export and import partners, 2008 (January-August)

Exports



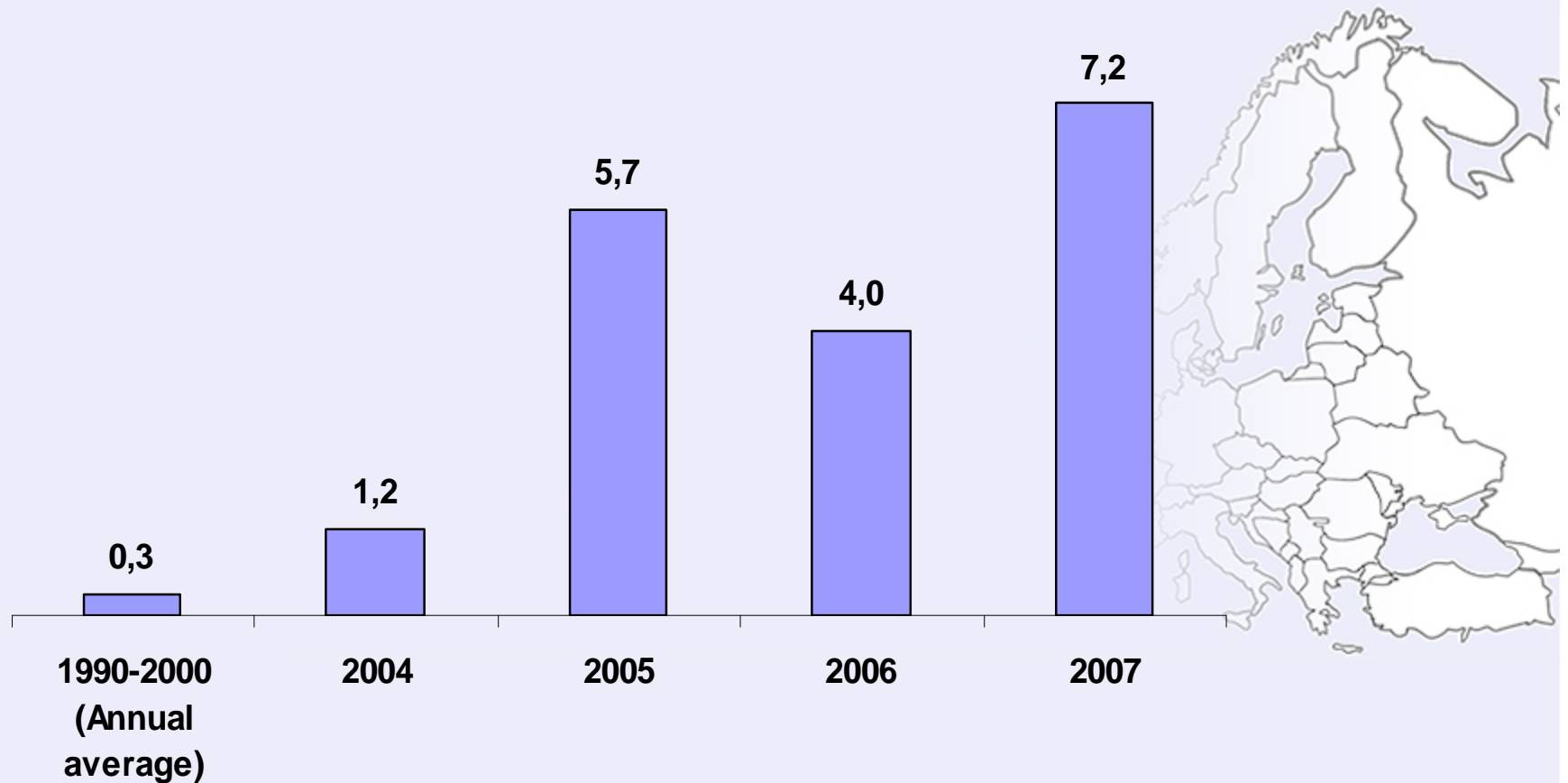
Imports



Source: CIA World Factbook

4. External economic relations

d) Foreign direct investments in Ukraine (billion €)

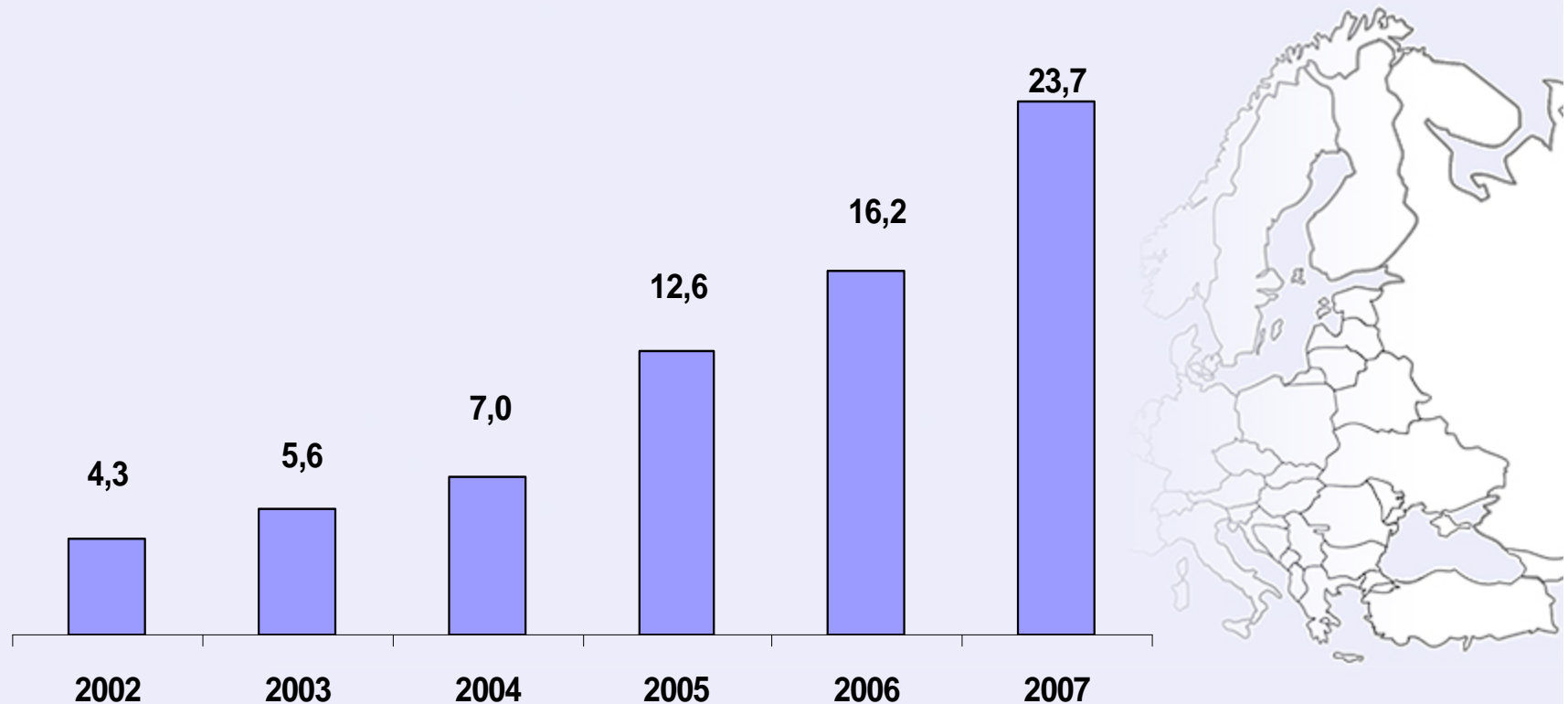


(Considering the exchange rate of Bank of Finland by 10.10.08
1€=1,3682\$)

Source: State Statistics Committee of Ukraine

4. External economic relations

e) Inward foreign direct investment stock (billion €)



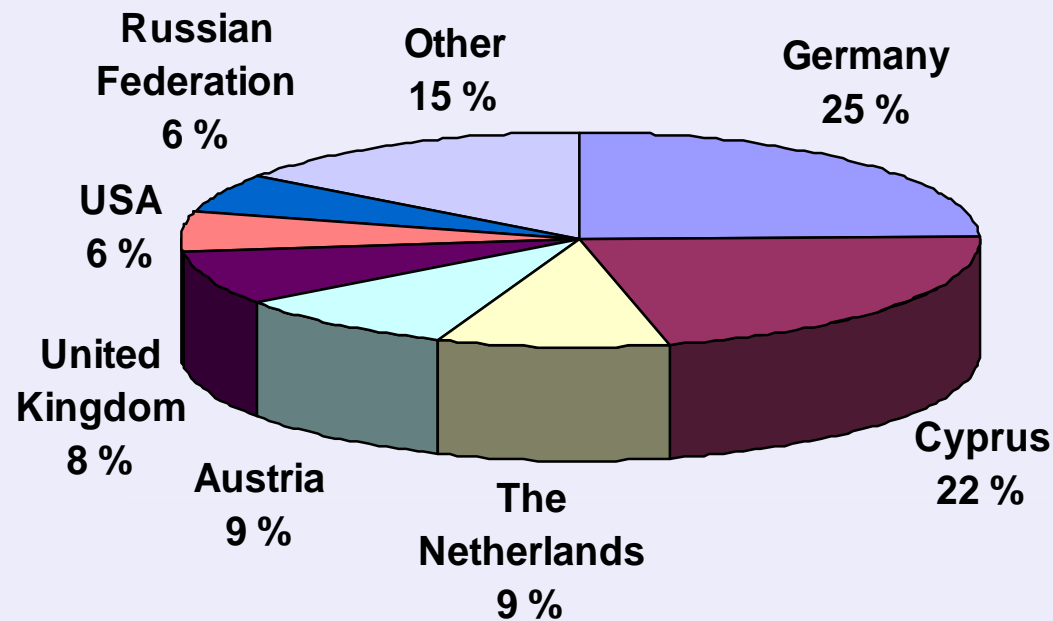
(Considering the exchange rate of Bank of Finland by 10.10.08

1€=1,3682\$)

Source: World Investment Prospects to 2011

4. External economic relations

f) Foreign direct investment by countries, by 2007



Source: State Statistics Committee of Ukraine



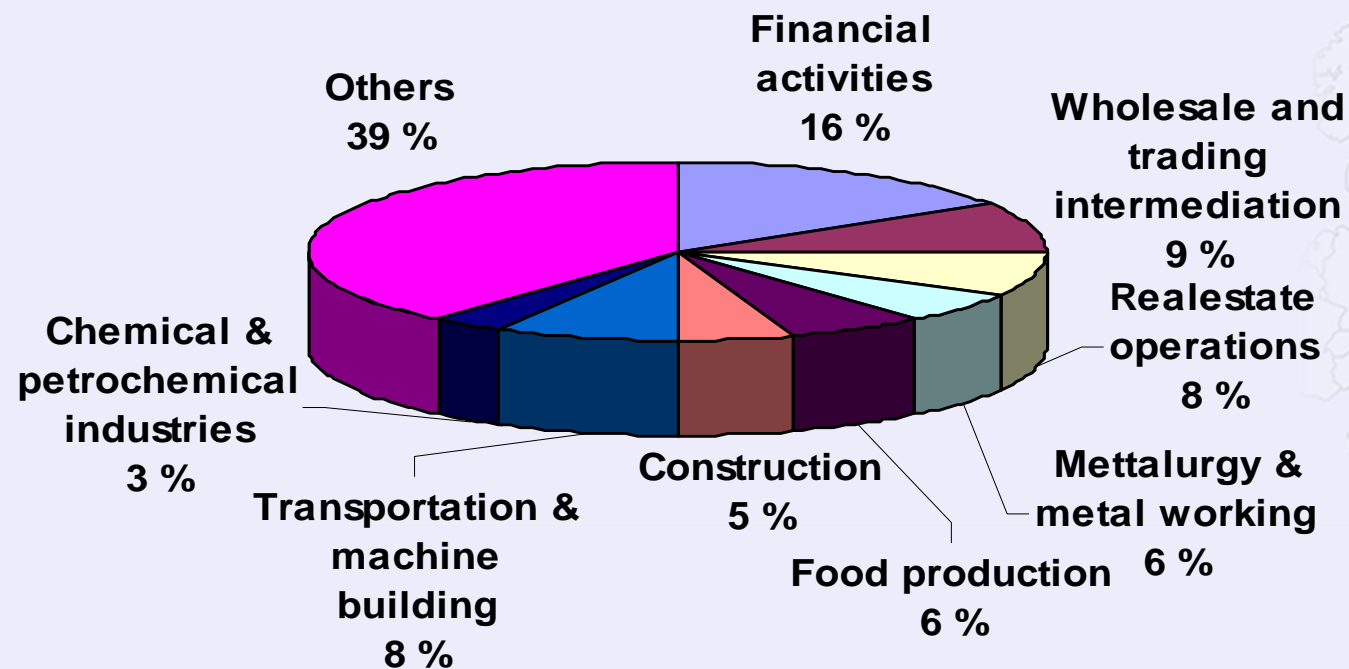
TURUN KAUPPAKORKEAKOULU
Turku School of Economics
PAN-EUROOPPA INSTITUUTTI



www.tse.fi/pei

4. External economic relations

g) FDI by sectors, 2007



Source: Invest Ukraine

5. Additional information

a) Business services and authorities

BUSINESS SUPPORTING SERVICES

Finpro Ukraine, Finland Trade Center
www.finpro.fi/ukraine

Business Directory
www.ukraine-today.com

Invest Ukraine
www.investukraine.org

SOME AUTHORITIES

Verkhovna Rada of Ukraine
www.portal.rada.gov.ua

Ministry of Economy of Ukraine
www.kmu.gov.ua

Ministry of Finance Of Ukraine
www.minfin.gov.ua

Ministry of Foreign Affairs and European Integration
www.mfa.gov.ua

National Bank of Ukraine
www.bank.gov.ua



Information subject to changes



TURUN KAUPPAKORKEAKOULU
Turku School of Economics
PAN-EUROOPPA INSTITUUTTI



www.tse.fi/pei

5. Additional information

b) Embassy and European Commission's Delegation

Embassy of Finland, Kyiv, Ukraine

www.finland.org.ua

Contacts:

Embassy of Finland
vul.Striletska, 14

01901 Kyiv

Tel. +380 44 278 7049

Fax +380 44 278 3433

E-mail: sanomat.kio@formin.fi

Delegation of the European Commission to Ukraine

www.delukr.ec.europa.eu

Contacts:

Delegation of the European Commission to Ukraine

10 Kruhlo-Universutetska ST.,
01024 Kyiv, Ukraine

Tel. +380 44 253 30 20

Fax +380 44 230 23 90

E-mail: delegation-ukraine@ec.europa.eu



Information subject to changes

5. Additional information

c) Other sources

State Statistics Committee of Ukraine

www.ukrstat.gov.ua

CIA World Factbook

<https://www.cia.gov/library/publications/the-world-factbook/index.html>

The Economist Intelligence Unit EIU

www.eiu.com

European Bank for Reconstruction and Development EBRD

www.ebrd.com

Eurostat

epp.eurostat.ec.europa.eu

International Labour Organization ILO

www.ilo.org

International Monetary Fund IMF

www.imf.org



Information subject to changes

5. Additional information

c) Other sources

[United Nations Economic Commission for Europe UNECE](http://www.unece.org)

www.unece.org

[Unicef](http://www.unicef.org)

www.unicef.org

[The World Bank](http://www.worldbank.org)

www.worldbank.org



Information subject to changes



TURUN KAUPPAKORKEAKOULU
Turku School of Economics

PAN-EUROOPPA INSTITUUTTI



pan-european institute

www.tse.fi/pei